

SEC Number AS095-006755

File Number \_\_\_\_\_

---

TRANSPACIFIC BROADBAND GROUP  
INTERNATIONAL, INC.

---

(Company)

9th Floor, Summit One Tower,  
530 Shaw Blvd., Mandaluyong City

---

(Address)

717-0523

---

(Telephone Number)

December 31

---

(Fiscal Year Ending)  
(month& day)

SEC Form 17-A

---

(Form Type)

---

Amendment Designation (if applicable)

December 31, 2015

---

(Period Ended Date)

---

(Secondary License Type and File Number)

SECURITIES AND EXCHANGE COMMISSION

SEC FORM 17-A

ANNUAL REPORT PURSUANT TO SECTION 17  
OF THE SECURITIES REGULATION CODE AND SECTION 141  
OF THE CORPORATION CODE OF THE PHILIPPINES

1. For the year ended **December 31, 2015**
2. SEC Identification Number: **AS095-006755**
3. BIR Tax Identification No. **004-513-153**
4. Exact name of registrant as specified in its charter:  
**TRANSPACIFIC BROADBAND GROUP INT'L INC.**
5. **Pampanga, Philippines**  
Province, Country or other jurisdiction of  
incorporation or organization
6.  (SEC Use Only)  
Industry Classification Code:
7. **9/F Summit One Tower, 530 Shaw Blvd., Mandaluyong City 1550**  
Address of corporate office Postal Code  
  
**Bldg. 1751 Chico St. Clark Special Economic Zone, Angeles City, Pampanga**  
Satellite Center
8. **(632) 717-0523**  
Registrant's telephone number, including area code
9. **n/a**  
Former name, former address, and former fiscal year, if changed since last report.
10. Securities registered pursuant to Sections 4 and 8 of the RSA  

Title of Each Class	Number of Shares of Common Stock Outstanding and Amount of Debt Outstanding
<b>Common A</b>	<b>222,019,330</b>
11. Are any or all of these securities listed on the Philippine Stock Exchange?  
**Yes [ ] No [ x ]**
12. Check whether the registrant:
  - (a) has filed all reports required to be filed by Section 11 of the Revised Securities Act (RSA) and RSA Rule 11(a)-1 thereunder and Sections 26 and 141 of The Corporation Code of the Philippines during the preceding 12 months (or for such shorter period that the registrant was required to file such reports);  
**Yes [X] No [ ]**
  - (b) has been subject to such filing requirements for the past 90 days.  
**Yes [X] No [ ]**
13. Aggregate market value of the voting stock held by non-affiliate of the registrant.  
**P319,348,278**

## PART I – BUSINESS AND GENERAL INFORMATION

### Item 1. Business

#### (1) Business Development

Transpacific Broadband Group International (TBGI or Transpacific) is a domestic corporation duly registered with the SEC on 14 July 1995. It started commercial operation in the first half of 1996, with authorized capital stock of Twenty-Five Million Pesos (Php 25,000,000.00), divided into Two Hundred Fifty Thousand shares (250,000) with a par value of One Hundred Pesos (Php 100.00) each. Its primary purpose is to engage in the business of public commercial radio, terrestrial, cable and satellite broadcast. TBGI does not have any subsidiary under it.

TBGI holds a 25-year Congressional Telecom Franchise for commercial telecommunications operations under RA 8657, which the legislative body passed into law on 22 June 1998. It also has an approved Provisional Authority to transmit radio signals to satellites granted by National Telecommunication Commission (NTC) on 07 April 1999.

The Company is a PEZA-registered enterprise at Clark Special Economic Zone (CSEZ) under Registration Certificate No. 95-53 dated 29 November 1995. The Company has a 25-year Lease Agreement to build, maintain, and manage a satellite earth station within the CSEZ.

TBGI defines its corporate mission to contribute to national development by providing services in (1) information and communication technology and (2) Internet connectivity to rural communities for the enhancement of delivery of education, disaster management, health care and livelihood programs of government agencies and other institutions.

TBGI generates revenues from Internet, Intranet, and local loop services subscriptions of schools, corporate private sector and government agencies. The Company sells (1) data services to subscriber schools for Internet connectivity and virtual private network connectivity, and (2) video uplink services to local and foreign TV channels. Data and video services are delivered from TBGI earth station in Clark, Pampanga transmitted via Apstar-6 satellite to receiving customer premises equipment units (CPE) of clients. The Company has service experience with local Channels 4, 9, and 13, and international cable television program providers including an Egyptian channel and a Korea-based TV shopping network.

For the delivery of its services, TBGI owns and operates satellite facilities having separate buildings for transmitter and power generators at the 1.1-hectare area of former US Air Force Satellite Communication facility in CSEZ in Pampanga. TBGI's integral facility, the Clark Development Corp. (CDC) Broadcast Operations Center, houses 20 studios for media production and post-production services inside 277 square meter area of industrial-grade raised flooring, with an enclosed soundproof broadcast studio.

TBGI connection to the Internet features the Apstar-6 Satellite which covers the continent of Asia and Australia. As back-up connectivity, a fiber optic line is terminated at TBGI data hub in Clark, Pampanga.

The Company does not conduct research and development, in accordance with its strategy of using existing technologies and forming alliances or supply arrangements with providers of applicable technology that come in the way to serve business opportunities and public demand better. TBGI operations do not generate waste or toxic emissions. TBGI ensures that all equipment suppliers comply with standards set by International Radio Consultative Committee (IRCC) of the International Telecommunications Union (ITU).

On 07 November 2002, the SEC approved the increase in authorized capital stock of TBGI from Twenty-Five Million Pesos (Php 25,000,000.00) divided into Two Hundred Fifty Thousand shares with par value of One Hundred Pesos (Php 100.00) each, to One Hundred Fifty Million Pesos (Php 150,000,000.00) divided into One Hundred Fifty Million (150,000,000) shares with par value of One Peso (Php 1.00) each.

On 27 December 2002, the Company's Board of Directors and stockholders approved the following resolution, among others:

The conversion of additional paid-in capital amounting to Php 58,341,330.00 into 58,341,330 shares of stock to be paid, as and by way of stock dividends, to all stockholders of the Company as of 31 December 2002 in proportion to the number of shares held by each stockholder and which will be issued out of the proposed increase in the authorized capital stock from One Hundred Fifty Million Pesos (Php 150,000,000.00) to Three Hundred Eighty Million Pesos (Php 380,000,000.00);

The increase in authorized capital stock from One Hundred Fifty Million Pesos (Php 150,000,000.00) divided into One Hundred Fifty Million (150,000,000) shares with par value of One Peso (Php 1.00) per share to Three Hundred Eighty Million Pesos (Php 380,000,000.00) divided into Three Hundred Eighty Million (380,000,000) shares with par value of One Peso (Php 1.00) per share; and

The amendment of Article Seventh of the Amended Articles of Incorporation in relation to the proposed increase in authorized capital stock.

The Company's subscribed and paid-up capital as of 31 December 2002, after incorporating the effect of stock dividends in 2002, amounts to Php 139,341,330.00.

On April 15, 2003, the SEC approved the aforesaid increase and amendments.

## **(2) Business of Company**

### **(a) Description of Company**

- (i) TBGI generates revenues from Internet, Intranet, and local loop services subscriptions of schools, corporate private sector and government agencies. The Company sells (1) data services to subscriber schools for Internet connectivity and virtual private network connectivity, and (2) video uplink services to local and foreign TV channels. At present the Company only provides services to schools. Data and video services are delivered from TBGI earth station in Clark, Pampanga transmitted via Apstar-6 satellite to receiving equipment units of clients. The Company has service experience with local Channels 4, 9, and 13, and international cable television program providers including an Egyptian channel and a Korea-based TV shopping network. The company business activities servcustomers in Asian countries covered by Apstar 6 satellite footprint.
- (ii) As part of its subscription services, TBGI provides equipment to be installed on subscriber's site. The equipment is not owned or purchased by the subscriber. Substantially all its current sales of Internet connectivity to subscriber schools are being undertaken through a sole marketing agent under a non-exclusive arrangement, pursuant to which a commission is paid to the marketing agent based on revenues collected by Transpacific from such schools.
- (iii) TBGI is a participant of the information and communications industry. New entrants to this industry are benefiting from declining prices of equipment and declining prices of bandwidth, which result from development of new wireless technologies.

On data transmission services, Transpacific is in a niche of its own providing high capacity C-band satellite ICT services to the educational institutions market. As of December 2011, TBGI was servicing 185 institutions. TBGI has the competitive edge from its use of the C-band of satellite signal that is not affected by weather conditions compared to the cheaper but less reliable Ku-band used by the competitors. The Company is particularly competitive in islands and remote areas where landlines are not available or are too costly to serve an uneconomic number of customers.

On video uplink services, TBGI is one of very few active industry participants of the video broadcasting market, each serving one or two clients at a time. The clients move around the same industry participants—TBGI has served eight video clients during a span of five years before its major shift to data services in 2001.

The TBGI business model is expected to be competitive overseas via country-specific partners or landing rights to other Asian countries, particularly China, Cambodia, and India. TBGI can serve these markets competitively using its education, disaster management and health care software systems, and access nodes hardware linked to its Network Operations Center in Clark, Pampanga.

- (iv) The company has no major customer that account for more than 10% of revenues.
- (v) TBGI enjoys privileges granted by the government for the conduct of its business operations through franchise, authority to operate, and incentives:

#### **I. Congressional Franchise RA 8657**

RA 8657 enacted by Congress on June 22, 1998 grants for a term of 25 years (22 June 1998 to 2023) for TBGI to construct, establish, install, maintain and operate communications systems for the reception and transmission of messages within the Philippines, to include but not limited to

voice, audio, data, facsimile, video, and such other intelligence by radio, wire, satellite and other means now known to sciences or which may be developed in the future.

Transpacific commercial operations depend on this franchise. The law allows TBGI to render communications uplink and downlink services between any points within the Philippines through (up to) 12 satellites in orbit. It allows TBGI to provide basic or enhanced telephone service in any municipality where it has approved certificate of public convenience and necessity. It authorizes TBGI to connect or demand connections of its telecommunications systems to any other existing telecommunications system. It mandates Transpacific to undertake an IPO by offering at least thirty percent (30%) of its outstanding capital stock within five (5) years from the commencement of the Company's operations.

#### II. Provisional Authority 2002-064 (International Internet Exchange Service Nodes)

Provisional Authority issued by NTC for an 18-month period from October 2002 to April 2004 grants TBGI the authority to procure, install, operate and maintain International Internet Exchange Service Nodes in Metro Manila, CSEZ and Angeles City, and to offer Value Added Services and charges rates thereof. The Provisional Authority granted to TBGI ends in April 2004. Compliance with the regulation thereby enables Transpacific to provide clients with International Internet service connection. The Company has renewed such Provisional Authority.

#### III. Clark Development Corporation Certificate 2002-065 (Registration for Tax Exemption)

Certificate of Registration and Tax Exemption issued by Clark Development Corporation for a 25-year term from July 1995 and valid until July 2020, grants TBGI incentives available to CSEZ enterprise exemptions from customs and import duties, and national and internal revenue taxes on importation of capital goods supplies and other articles. TBGI pays 5% of gross income earned within the Clark Special Economic Zone (CSEZ) to the national government, to the local government units affected by the declaration of the economic zone, and the development fund of neighboring communities. The 5% preferential tax may be availed of by TBGI if its income from the sale of services outside of the CSEZ does not exceed 30% of its total income from all sources. Should TBGI's income from the sale of services outside of the CSEZ exceed 30%, TBGI's entire income from all sources shall be subject to the regular corporate income tax rate of 30% based on its net income.

#### IV. CCAD-0040-2000/VAS (Registration for Value Added Services)

Certificate of Registration as Value Added Service Provider issued by NTC that allows TBGI to offer services for web page hosting, electronic mail, file transfer protocol, remote log-in, Internet fax, and electronic commerce.

#### V. Provisional authority 98-131 (Extension of Provisional Authority)

This was first granted on April 1999 and subsequently renewed on April 2002 for a period of 18 months to expire on October 2004. Extension of Provisional Authority issued by NTC allowing TBGI to construct, install, establish, operate, and maintain for commercial purposes an uplink service only in Clark Special Economic Zone. The Company has renewed such Provisional Authority.

- (vii) The principal products or services of TBGI are not subject to government approval for as long as these comply with the rules stipulated in the franchise granted by Congress and the permits issued by the NTC. There is no probable government regulation that will affect the business of the company. Existing franchises, licenses, and regulations allow TBGI to execute its business plan to a wide extent. Deregulation of the Voice-Over-Internet Protocol (VOIP) allows Transpacific to expand scope of its services to include Internet telephony to its specific clients. The company is not subject to environmental laws since it does not generate hazardous waste.
- (viii) Existing government regulations have no significant effect on the business of TBGI.
- (ix) The company presently undertakes minor research and development. Any development is centered in testing of new communications equipment for possible integration into its network.

- (x) The company does not generate hazardous waste or emission; hence it has no foreseen costs of compliance to environmental laws. The company has no patent, trademarks, licenses, franchise, concessions, royalty agreements or labor contracts.
- (xi) As of December 31, 2015, the company maintained 9 employees in its offices in Clark Field and Mandaluyong City and has no plan to hire additional employees for the next twelve months. The 9 employees consist of 8 Engineers, and 1 Administrative staff.

**The employees have no union and Collective Bargaining Agreement.**

While there are many suppliers of satellite bandwidth, TBGI is contracted to only one supplier because TBGI bandwidth requirement is not significant vis-à-vis total available bandwidth supply. As such, TBGI dependence on one supplier at any time is not considered a risk.

TBGI is likewise not subject to single customer risk given that TBGI is serving more than a hundred customers comprising mostly schools that are financially independent.

TBGI can be considered as information technology company, a participant of an industry vulnerable to the major risk of obsolescence. However, TBGI retains its financial resiliency in the face of fast obsolescence by focusing more of its corporate business development in applications or software rather than irreversible capital investments.

**Item 2 - Properties**

All of the Company's properties and equipment units have been paid for in full and fully owned by the Company. TBGI owns satellite facilities in separate buildings for transmitter and power generators at the 1.1-hectare industrial area in Clark Special Economic Zone in Pampanga. The Company's satellite facility has available 20 studios for media production, post-production, and playback services inside 277 square meters area of industrial-grade raised flooring, and an enclosed soundproof broadcast studio.

The video and data uplink equipment located in Clark, Pampanga are state-of-the-art and in excellent condition. These earlier equipment for video uplink were installed in 1996 while the latest equipment upgrade for data (VSAT) were installed in 2006 and 2012 to keep up with technology developments.

Complementing the facilities in Clark, Pampanga is the TBGI Network Monitoring and Operations Center at the 9<sup>TH</sup> floor of Summit One Building in Mandaluyong City, Metro Manila. TBGI bought the remaining ATN financial interest in the 9<sup>th</sup> Floor of Summit One Tower Building with a total area of 853 square meters. Portion of the 9<sup>th</sup> floor is rented out on a monthly basis without incurring additional expenses on the part of the company. Rent income earned on investment properties amounted to Php1.55 million in 2012 and Php239 thousand in 2011.

The Company has no plan to acquire additional real estate properties within the next twelve (12) months.

**Item 3 - Legal Proceedings**

On June 1, 2011, the Company received from the International Chamber of Commerce a notice that GEM Global Yield Fund Limited filed a Request for Arbitration, under reference number 17966/CYK, pertaining to the Equity Line of Credit Agreement signed by both parties. As of to date, the Company has not executed any Terms of Reference on the abovementioned arbitration proceedings.

Other than the above-mentioned, the Company is not involved in any litigation incidental to the conduct of its business. If there is any claim against the company, the Company believes that the cases against it have no legal basis and that there is no pending litigation that will have a material or adverse effect on its financial position or operations.

**Item 4 - Submission of Matters to a Vote of Security Holders**

There was no meeting held during the 4th quarter of fiscal year ending December 31, 2015.

## PART II - OPERATIONAL AND FINANCIAL INFORMATION

### Item 5 - Market Price for Registrant's Common Equity and Related Stockholder Matters

#### (1) Market Information

TBGI shares are traded in the Philippine Stock Exchange only. TBGI high and low sales prices for the last two years:

	Jan 1 to Dec 31, 2015		Jan 1 to Dec 31, 2014	
	High	Low	High	Low
Qtr. 1	2.14	1.85	2.25	2.20
Qtr. 2	2.03	1.70	2.05	2.00
Qtr. 3	1.79	1.44	2.30	2.22
Qtr. 4	1.52	1.42	2.15	2.14

#### (2) Holders

**As of March 31, 2016, the company had 389 holders of common shares. The high and low market price as of April 12, 2016 is P1.97 and P1.88 respectively.**

**The top 20 stockholders as of March 31, 2015 are as follows:**

Stockholder	No. of Common Shares Held	% of Total Shares Outstanding
1. PCD Nominee Corp. (NF)	81,686,209	36.87%
2. PCD Nominee Corp. (F)	81,562,806	36.81%
3. UnipageManagement Inc.	20,000,000	9.03%
4. Arsenio T. Ng	13,256,429	5.98%
5. Limqueco, Abraham	2,368,000	1.07%
6. Liu, Jessilyn	1,500,000	0.68%
7. Escueta, Ramon	1,409,473	0.64%
8. Eng Chin Kho Ng	800,000	0.36%
9. Yap, Rodolfo T.	800,000	0.36%
10. Ng, Hilario Tiu Ng	400,804	0.18%
11. Ng, Mark T.	375,000	0.17%
12. Ng, Tiffany Anne	375,000	0.17%
13. Ng, Matthew H	375,000	0.17%
14. Ng, Annie Cham	375,000	0.17%
15. Ng, Bun Kui	360,000	0.16%
16. Ng, Irene	360,000	0.16%
17. Oliva, Dulce Maria	360,000	0.16%
18. Limqueco, Margie Villaflor	350,000	0.16%
19. Reyes-Lao, Honorio O.	300,000	0.14%
20. Limqueco, Margie V.	218,000	0.10%

#### (3) Dividends

There was no cash dividend declared for the last three fiscal years and there are no present or future restrictions that limit the ability to pay dividends on common equity.

#### (4) Recent Sales of Unregistered Securities

The Company has not sold any securities in the past three years that were not registered under the RSA.

### Item 6 - Management's Discussion and Analysis or Plan of Operation

#### (1) Plan of operation

TBGI started to establish its data services network in 2001 with the installation of a satellite main hub transmitter-receiver to link the interactive broadband requirements of educational institutions. The main hub is linked to remote units in site locations of clients, TBGI was servicing 185 institutions and other clients located in Luzon, Visayas and Mindanao have been connected as of end 2011. Management expects growth in revenues to come increasingly from data services and Internet growth as the satellite data broadcast network expands with market demand.

Aside from its new market development efforts, the Company plans to continue its business in the manner it did last year. The company's internal revenue generation, interest income from various money market placements, and the cash balance are sufficient to satisfy its cash requirements for the next twelve months. It will continue to focus on its existing principal activities and has no plan to engage in major product research and development or purchase or sell any plant and significant equipment. The company values its human resources and it has no plan to decrease the number of its employees.

TBGI market development and business expansion are focused on the following:

1. TBGI has made investments in ATN Philippines Solar Energy Group, Inc. (ATN Solar) in cooperation with project proponent ATN Holdings, Inc. The TBGI affiliate has secured its Certificate of Registration and Solar Energy Service Contract from the Department of Energy for a 30 Megawatt Solar PV Power Plant near Metro Manila. The project is undergoing financial closing with suppliers and banks, after signing its Interconnection Agreement with Meralco. The company is awaiting ERC approval of its Point-to-Point Connection Assets that will connect its solar farm to Meralco. Two years earlier the DOE issued its Service Contract and Certificate of Commerciality.
2. ESI Acquisition Inc. of Georgia, USA has appointed TBGI as distributor of WebEOC in the Philippines. WebEOC is a software/middleware used in the USA for counter-terrorism and disaster management applications. The US government is anchor client of WebEOC, mainly for military, transportation, health, disaster management, etc. applications.

There is no known trend or uncertainties that will significantly reduce TBGI's liquidity. The demand of schools subscribing for Internet connectivity will require equipment that will be taken out of inventory. Subscriber financing can meet any shortfall in funds for equipment acquisition, which is the ultimate source of funds for subscriber equipment purchases.

There is no liquidity problem foreseen in the next 12 months as current assets of Php19 Million as of 31 December 2015 covers more than two times the Php6.9 Million of current liabilities.

TBGI's profitability is sensitive to revenues and cost of bandwidth used. While there is no known event that will materially affect revenues, the price of bandwidth has declined significantly with the sharing of the new DS3 line with various users located in Summit One Tower.

## **FY 2015**

Total assets decreased from PHP 361million to PHP 308 million as of December 31, 2015. The net decrease of PHP 53million in the total assets resulted from movements in the following:

Decrease in current assets of P 6 million arising from the following changes:

- a. Decrease of PHP 2.757 million in cash primarily due to additional investment in associates.
- b. Decrease of PHP 6 million in accounts receivables due to collection.
- c. Decrease P11.617 million in short term investment due to redemption of the investment.
- d. Increase of PHP1.5 million in other current assets due to reclassification from other non-current.

Decrease in non-current assets of PHP 6 million due to the following:

- a. Decrease in advances for projects of PHP 9.5 million due to liquidation of advances.
- b. Increase of PHP 442 thousand in property and equipment due to transfer from other current assets.
- c. Decrease in investment in associates of PHP 1.2 million.
- d. Amortization of franchise by PHP 0.6 million.
- e. Decrease of PHP6 million in other non-current assets due to reclassification.

Total liabilities decreased from PHP 62 million as of December 31, 2014 to PHP 7.7 million as of December 31, 2015. The net decrease of PHP 54 million was due to the following:

Decrease in current liabilities of PHP 1.782 million arising from the following changes:

- a. Increase of PHP 0.19 million in accounts payable due to slower in payment.
- b. Increase of PHP 5.565 million in current portion of interest-bearing liabilities due to reclassification from non-current liabilities.
- c. Increase in income tax payable of PHP 62 thousand.

Decrease of non-current liabilities by PHP 60 million arising from the following changes:

- a. Decrease of PHP 54 million in subscription payable due to payment.
- b. Decrease of PHP 0.449 million in pension liability.



On the equity side, total equity remains almost the same as of December 31, 2015 and 2014 of PHP 300 million.

The following table shows the top five (5) important financial indicators of the company with comparable period in the past year.

	December 31, 2015	December 31, 2014
Current Ratio	2.82	33.46
Debt-to-Equity Ratio	0.26	0.21
Gross Profit Margin	.9%	4.8%
Net Income to Sales Ratio	3.1%	-19.5%
Net Income (loss) in pesos	P1,203,046	(P6,951,035)

The following are important performance indicators of the company:

Current Ratio	Calculated ratio of current assets into current liabilities. Indicates the ability of the company to finance current operations without need for long term capital.
Debt-to Equity Ratio	Calculated ratio of total debt into total equity. Indicates the level of indebtedness of the company in relation to buffer funds provided by equity against any operating losses. Also indicates the capacity of the company to absorb or take in more debt.
Gross Profit margin	Calculate ratio expressed in percentage of the gross margin into revenues. Indicates the ability of the company to generate margin sufficient to cover administrative charges, financing charges and provide income for the stockholders.
Net Income to sales Ratio, and Earnings per Share	Calculated ratio of net income into total revenues. Indicates the efficiency of the company in generating revenues in excess of cash operating expenses and non-cash charges, and the ability of the company to declare dividends for stockholders.

There is no material off balance sheet transactions, arrangements, obligations (including contingent obligations) and other relationships of the company with unconsolidated entities or other persons created during the reporting period.

#### **FY 2014**

Total assets increased from PHP 314 million to PHP 362 million as of December 31, 2014. The net increase of PHP 48million in the total assets resulted from movements in the following:

Decrease in current assets of P 6 million arising from the following changes:

- e. Decrease of PHP 4.45 million in cash primarily due to additional investment in associates.
- f. Decrease of PHP 5 million in accounts receivables due to collection.
- g. Decrease of PHP 945 thousand in other current assets due to transfer to property and equipment.

Increase in non-current assets of PHP 6 million due to the following:

- f. Decrease in advances for projects of PHP 1.5 million due to liquidation of advances.
- g. Increase of PHP 860thousand in property and equipment due to transfer from other current assets.
- h. Increase in investment in associates of PHP 80 million.
- i. Amortization of franchise by PHP 0.6 million.
- j. Increase of PHP 1.2 million in other non-current assets.

Total liabilities increased from PHP 7.3 million as of December 31, 2013 to PHP 62 million as of December 31, 2014. The net increase of PHP 55 million was due to the following:

Decrease in current liabilities of PHP 1.782 million arising from the following changes:

- d. Increase of PHP 0.257 million in accounts payable due to slower in payment.
- e. Decrease of PHP 0.109 million in current portion of interest-bearing liabilities due to payment.

Increase of non-current liabilities by PHP 54 million arising from the following changes:

- c. Increase of PHP 54 million in subscription payable due to investment in associates.
- d. Increase of PHP 0.123 million in pension liability.

On the equity side, total equity decreased to PHP 300 million as of December 31, 2014 from PHP 307 million of December 31, 2013. The net decrease of PHP 6.8 million is due to the following:

- a. Decrease of PHP 4.6 million in retained earnings due to loss in operation.
- b. Decrease of PHP 2.22 million in revaluation increment on property and equipment.

The following table shows the top five (5) important financial indicators of the company with comparable period in the past year.

	December 31, 2014	December 31, 2013
Current Ratio	33.46	49.00
Debt-to-Equity Ratio	0.21	0.02
Gross Profit Margin	4.8%	3.9%
Net Income to Sales Ratio	-19.5%	-1.6%
Net Income (loss) in pesos	(P6,951,035)	(P532,130)

The following are important performance indicators of the company:

Current Ratio	Calculated ratio of current assets into current liabilities. Indicates the ability of the company to finance current operations without need for long term capital.
Debt-to Equity Ratio	Calculated ratio of total debt into total equity. Indicates the level of indebtedness of the company in relation to buffer funds provided by equity against any operating losses. Also indicates the capacity of the company to absorb or take in more debt.
Gross Profit margin	Calculate ratio expressed in percentage of the gross margin into revenues. Indicates the ability of the company to generate margin sufficient to cover administrative charges, financing charges and provide income for the stockholders.
Net Income to sales Ratio, and Earnings per Share	Calculated ratio of net income into total revenues. Indicates the efficiency of the company in generating revenues in excess of cash operating expenses and non-cash charges, and the ability of the company to declare dividends for stockholders.

There is no material off balance sheet transactions, arrangements, obligations (including contingent obligations) and other relationships of the company with unconsolidated entities or other persons created during the reporting period.

### **FY 2013**

Total assets increased from PHP314.022 million to PHP314.078 million as of December 31, 2013. The net increase of PHP56 thousand in the total assets resulted from movements in the following:

Decrease in current assets of P6 million arising from the following changes:

- h. Decrease of PHP 1 million in cash primarily due to additional investment in associates.
- i. Decrease of PHP 5 million in accounts receivables due to provision for doubtful accounts and collection.
- j. Decrease of PHP 358 thousand in spare inventory due to transfer to property and equipment.

Increase in non-current assets of PHP 6 million due to the following:

- k. Decrease in advances for projects of PHP 7.4 million due to liquidation of advances.
- l. Increase of PHP 4 million in property and equipment due to acquisition and transfer from spares inventory.
- m. Increase in investment in associates of PHP 18.375 million.
- n. Amortization of franchise by PHP 0.6 million.
- o. Increase of PHP 7.532 million in other non-current assets.

Total liabilities increased from PHP 7.047 million as of December 31, 2012 to PHP 7.519 million as of December 31, 2013. The net increase of PHP 0.471 million was due to the following:

Decrease in current liabilities of PHP 1.782 million arising from the following changes:

- f. Increase of PHP 0.379 million in accounts payable due to slower in payment.
- g. Decrease of PHP 5 million in current portion of interest-bearing liabilities due to transfer to long term loans.
- h. Increase of PHP 49 thousand in income tax payable.

Increase of non-current liabilities by PHP 5.0 million arising from the following changes:

- e. Increase of PHP 5 million in interest-bearing liabilities due to transfer from current liability.
- f. Increase of PHP 0.083 million in pension liability.
- g. Decrease of PHP 0.117 million in deferred tax liability.

On the equity side, total equity decreased to PHP 306.560 million as of December 31, 2013 from PHP 307 million of December 31, 2012. The net decrease of PHP 0.415 million is due to the following:

- a. Decrease of PHP 1.810 million in retained earnings due to loss in operation.
- b. Decrease of PHP 2.22 million in revaluation increment on property and equipment.

The following table shows the top five (5) important financial indicators of the company with comparable period in the past year.

	December 31, 2013	December 31, 2012
Current Ratio	45.01	9.79
Debt-to-Equity Ratio	0.02	0.02
Gross Profit Margin	-5.224%	-7.75%
Net Income to Sales Ratio	-1.62%	-25.21%
Net Income (loss) in pesos	(P532,129)	(P8,059,145)

The following are important performance indicators of the company:

Current Ratio	Calculated ratio of current assets into current liabilities. Indicates the ability of the company to finance current operations without need for long term capital.
Debt-to Equity Ratio	Calculated ratio of total debt into total equity. Indicates the level of indebtedness of the company in relation to buffer funds provided by equity against any operating losses. Also indicates the capacity of the company to absorb or take in more debt.
Gross Profit margin	Calculate ratio expressed in percentage of the gross margin into revenues. Indicates the ability of the company to generate margin sufficient to cover administrative charges, financing charges and provide income for the stockholders.
Net Income to sales Ratio, and Earnings per Share	Calculated ratio of net income into total revenues. Indicates the efficiency of the company in generating revenues in excess of cash operating expenses and non-cash charges, and the ability of the company to declare dividends for stockholders.

There is no material off balance sheet transactions, arrangements, obligations (including contingent obligations) and other relationships of the company with unconsolidated entities or other persons created during the reporting period.

## Expansion Plans

The initial batch of 34 VSAT installations of remote units in 2002 provided access to the Internet by at least 150,000 students. The VSAT connections increased to 80 VSAT units in as many number of subscriber schools at the end of 2003 reached over a hundred schools nationwide in 2004. Transpacific also installed its web site [www.tbgi.net.ph](http://www.tbgi.net.ph) and is developing a portal, which form the basis for hosting of B2B and B2C e-commerce.

TBGI has at its disposal the use of facilities owned by the ATN Group for the performance of broadband services. Summit One Tower hosts the fiber optic backbone with bandwidth of 1 DS3 (equivalent to 22 E1 or 44 Mbps), and the necessary tower height for WIFI transmission in Metro Manila. With the DS3 bandwidth supply now available at Summit One Tower, the TBGI WIFI network envisaged for Metro Manila will be implemented in alliance with equipment suppliers from Taiwan and the USA.

With the company's sound financial condition and market niche in client schools that will eventually become last mile network nodes, TBGI will become a major wireless data services provider for schools in the Philippines. Hence, there is no foreseeable event, which may have a material impact on its short-term liquidity, and no seasonal aspect had material effect on the financial condition of the Company's operation. Funding for the expansion will be sourced from borrowings and available credit facilities from local and international banks.

TBGI market development and business expansion are focused on the following:

1. ESI Acquisition Inc. of Georgia, USA has appointed TBGI as exclusive distributor of WebEOC in the Philippines. Web EOC is a software/middleware used in the USA for counter-terrorism and disaster management applications. The US government is anchor client of WebEOC, mainly for military, transportation, health, disaster management, etc. applications. In the Philippines, the Metro Manila Development Authority has been using WebEOC in their daily operations under a Proof-of Concept agreement, which may progress into a subscription agreement. Other prospective customers of the WebEOC system are the Department of Justice, Department of Budget and Management, MERALCO, Department of National Defense, Philippine Coast Guard, and the Manila International Airport.
2. TBGI has made investments in ATN Philippines Solar Energy Group, Inc. (ATN Solar) in cooperation with project proponent ATN Holdings, Inc. The TBGI affiliate has secured its Certificate of Registration and Solar Energy Service Contract from the Department of Energy for a 30 Megawatt Solar PV Power Plant near Metro Manila. The project is awaiting issuance of DOE Certificate of Commerciality and is undertaking simultaneous financial and technical closing with suppliers and banks.

#### **Item 7 - Financial Information**

Audited financial statements are attached.

#### **Item 8 - Changes in and Disagreements with Accountants on Accounting and Financial Disclosure**

The audited financial position of the Company as of December 31, 2015 and 2014 is audited by R. R. TAN & ASSOCIATES, CPAs

There were no events in the past where in R. R. TAN & ASSOCIATES, CPAs and the company had any disagreement with regard to any matter relating to accounting principles or practices, financial statement disclosures or auditing scope procedures.

#### **Information on Independent Accountant and Related Matter**

(1) External Audit Fees and Services

R. R. TAN & ASSOCIATES, CPAs, the external auditor of the company, audited the financial position as at December 31, 2015 and 2014 with a contract amount of P295,000 and P275,000 respectively inclusive of out of pocket expenses.

R. R. TAN & ASSOCIATES, CPAs audited the Company's balance sheet and the related statements of income, changes in stockholders' equity and cash flows for the year then ending and provide an audit report on the financial statements referred to above in accordance with Philippine Financial Reporting Standards. As part of the engagement, R. R. TAN & ASSOCIATES, CPAs assisted in the preparation of the Company's annual income tax returns for filing with the Bureau of Internal Revenue.

There were no tax fees paid for the last two fiscal years for professional services rendered on tax accounting, compliance, advice, planning and any other form of tax services. There were no other fees paid by the company for product and other services provided by the auditor.

The audit committee has no policies and procedures of the above services.

### **PART III - CONTROL AND COMPENSATION INFORMATION**

#### **Item 9 - Directors, Executive Officers, Promoters and Control Persons**

The Directors of the Company for fiscal year 2015 – 2016 who were elected at the meeting of the stockholders on 14 October 2015 are as follows:

<b>Name</b>	<b>Position</b>
Arsenio T. Ng	Chairman, President and CEO
Hilario T. Ng	VP/Managing Director/Treasurer
HRH Prince Abdul Aziz Bin Talal Al Saud	Director
Kenneth C. Co	Director (independent)
Oscar Mapua, Jr.	Director (independent)
Simoun Ung	Director
Paul B. Saria	Director, Corp. Sec.

**Arsenio T. Ng**

Age 57

Period Served September 2000 to Present

Holds a Masters degree in Business Management with distinction from the California State College, Stanislaus, and the University of California, Los Angeles. Mr. Ng attended special studies in Politics and Public Administration at the United States Congress in Washington D.C. He took his undergraduate studies in Business Administration and Finance at the De La Salle University (Jose Rizal honors), Philippines and at the California State College, Stanislaus (cum laude), USA.

In 1994, Mr. Ng served as President and CEO of the Energy Corporation; a company listed in the Philippine Stock Exchange and became Chief Finance Officer of Semirara Coal Corporation, the largest coal mining firm in the Philippines the following year. He is the Chairman and CEO of ATN Holdings Inc., a listed holding company in the PSE, in which he holds major equity stake. He is the Chairman and CEO of Palladian Land Development Inc., and the Chairman and Director of Unipage Management Inc. He is also the Chairman and Director of both Advanced Home Concept Development Corporation, and Hart Realty Development Inc. Mr. Ng is concurrently a Director and Treasurer of Hambrecht and Quist Philippine Ventures II, a private equity fund managed by Hambrecht and Quist, Philippines Inc., a subsidiary of US-based Hambrecht and Quist venture firm.

In 1998, Mr. Ng became the President and Chairman of Managed Care, Inc. medical complex of 150 doctors, He is also the Director of Beacon Diversified, Inc. that has investments in Skycable. Mr. Ng also acts as Vice Chairman and President of CBCP World.

**Hilario T. Ng**

Age 54

Period Served September 2000 to Present

A graduate of Bachelor of Architecture at the Southern California Institute of Architecture, Mr. Ng took his MA in Urban Design at the University of California at Los Angeles. Presently, he is President of Palladian International, Inc., Director of ATN Holdings, Inc., Executive Vice President of Palladian Land Development, Inc., Architect, and Managing Partner of HEO Group. He was previously connected with Nadel Partnership, Inc (Architect, 1990), Figure 5, Inc (Project Director, 1988-1989), Stephen Lam & Associates (Project Director, 1987), Richard Magee & Associates (Project Architect, 1985-1986), T.W. Layman & Associates (Project Architect, 1982), Michael Ross & Associates (Project Architect, 1982), and WOU International (Project Architect, 1981).

**HRH Prince Abdul Aziz Bin Talal Bin Abdul Aziz Al Saud**

Age 34

Period Served – June 2009 to present

HRH Prince Abdul Aziz bin Talal Al Saud, is member of the Saudi Royal Family. He is Prince Talal bin Abdul Aziz's fifth son, son of the founding King of Saudi Arabia, Abdul Aziz Bin Saud, and Princess Majdah Al Sudairi, daughter of H.E. Turki bin Khaled Al Sudairi President of the Government Human Rights Commission, and cousin of the Sudairi Seven. HRH Prince Aziz bin Talal is the Honorary President of the Website Services and Internet Technology (WSITGC) of the Gulf Cooperation Council (GCC) and Chairman of the Arab Open University.

**Oscar B. Mapua, Jr.**

Age 72

Period Served May 2003 to Present

Mr. Mapua is a member of the Board of Trustees and Executive Vice President of the Mapua Institute of Technology and the Founding Director of the Design Center of the Philippines. He earned his BS Architecture degree from the Rhode Island University in 1969 and his Masters in Architecture from the University of the Philippines in 1987.

**SimounUng**

Age 48

Period Served May 2007 to Present

Mr. Ung took Master of Business Administration in the University of Western Ontario in London, in 1991-1993. He is also a graduate in Bachelor of Arts, Psychology and Economics in the University of British Columbia in Vancouver, BC. in 1989. In 1994 he finished Property Management Course, Real Estate Division, Faculty of Extension in Edmonton, AB.

Mr. Ung is the Director and President of Four Star Consulting from 1998 to present. He is also the service provider of Coutts Bank Von Ernst Ltd. in Hongkong from 2001 to present. In 2004 he was elected as Chief Executive Officer and Director of CNP Worldwide Inc., a company that processed over US\$500 million in credit card transactions as agent of Bankard, Inc., the credit card subsidiary of Rizal Commercial Banking Corporation and licensee of Visa, MasterCard and JCB International. Mr. Ung also holds the following positions such as Director of Bastion Payment Systems Corp. from 2005 to present; Business Introducer of EFG Private Bank, SA in Hong Kong, from 2005-present and a Member of Board of Advisors of Essential Innovations Technology Corp. in Bellingham, WA. From 2006 to present; President and Director of TwinCard Merchant Solutions, Inc. from 2006-present and Chairman of Century Peak Corporation from 2007 to present.

**Kenneth Chua Co**

Age 43, Filipino Citizen

Mr. Kenneth Co is a graduate of AB Economics at Ateneo De Manila University in 1994. At present he is the Proprietor and Owner of Dagupan Commercial, an operator of a wholesale and retail distribution family business dealing mainly with bakery supplies. From 2007 to present, he is also a Distributor of Pharmanex& Nu Skin. A distribution and multilevel network marketing business focused on introducing high quality supplements and skin care products to customers with a goal of contributing the profits significantly to the Nourish the Children Foundation. From 1996 to present, he is also the Administrator of Benito Enterprises, a business engaged mainly in real estate development and lease rental accumulation. Some of his past positions held includes Managing Director of Road on Call from 2005 to 2007 and Chamco Food Ventures Inc. from 1999-2005.

**Paul B. Saria**

Age 45

Period Served September 2000 to Present

A graduate of Bachelor of Architecture at the University of Santo Tomas, Mr. Saria took his graduate studies in Project Management at the Royal Melbourne Institute of Technology, Australia. He is Vice President for Operations of TBGI, Operations Officer of ATN Holdings, Inc. and Project Planning Architect of the Summit One Office Tower. He is likewise Operations Manager of Palladian Land Development Inc. and Advanced Home Concept Development Corporation since 1996.

The aforementioned directors and officers have served the fiscal year ended December 31, 2009, and shall continue to serve until their successors have been duly elected at the Company's next annual stockholders' meeting.

There are no other significant employees.

**Family Relationships**

The Chairman, Arsenio T. Ng, and Director Hilario T. Ng are brothers.

**Involvement in Certain Legal Proceedings**

The Company is not aware that anyone of the incumbent directors and executive officers and persons nominated to become a director and executive officer have been the subject of bankruptcy petition or pending criminal proceedings in court or have been by judgment or decree found to have violated securities or commodities law enjoined from engaging in any business, securities, commodities or banking activities. This disclosure on legal proceedings covers the last five years up to the latest date of this Information Statement.

**Item 10 - Executive Compensation**

The aggregate compensation paid to the Company's six (6) most highly compensated executive officers and all other officers and directors as a group in 2015 and 2014 as follows:

	Year	Salary	Bonus	Other Compensation
CEO and Four Most Highly Compensated Executives	2015	None	None	None
All Other Officers and Directors	2015	None	None	None
Total		none	None	None
	Year	Salary	Bonus	Other Compensation
CEO and Four Most Highly Compensated Executives	2014	2,000,000	None	None
All Other Officers and Directors	2014	300,000	None	None
Total		2,300,000	None	None

As per the By-Laws of Transpacific, each Director shall receive a reasonable per diem allowance for his attendance at each meeting of the Board. As compensation, the Board shall receive and allocate an amount of not more than ten percent (10%) of the net income before income tax of the corporation during the preceding year. Such compensation shall be determined and apportioned among the Directors in such manner as the Board may deem proper, subject to the approval of stockholders representing at least a majority of the outstanding capital stock at a regular or special meeting of the stockholders. There are no other standard or other special arrangements regarding the compensation of the Directors of the Company.

On May 28, 2008, the Board of Directors approved to grant of stock options to the CEO 35 Million shares for services rendered as CEO for the company covering periods 2001 to 2007 and 5 Million shares for period 2008, both at a par value of P1.00. The same stock option plan has been deferred indefinitely effective in year 2010.

### Item 11 - Security Ownership of Certain Record and Beneficial Owners and Management

Owners of more than 5% of voting securities as of March 31, 2015:

Class	Name of Record Owner and Relationship with Record Owner	Name of Beneficial Owner	Citizenship	Shares Owned	%
Common	1. PCD Nominee Corp. (NF) 37 <sup>th</sup> floor Tower 1, the Enterprise Ctr., 6766 Ayala Ave, Makati City, Phil.	Various	Filipino	81,646,209"r"	36.77%
Common	1. PCD Nominee Corp. (F) 37 <sup>th</sup> floor Tower 1, the Enterprise Ctr., 6766 Ayala Ave, Makati City, Phil.	Various	NonFilipino	81,602,806"r"	36.75%
Common	2. Unipage Management, Inc. 9 <sup>F</sup> Floor Summit One Tower, 530 Shaw Boulevard Mandaluyong City (Investor)	Stockholders	Filipino	20,000,000"r"	9.03%
Common	3. Arsenio T. Ng 9F Summit One Tower, 530 Shaw Blvd.Mandaluyong City (CEO)	None	Filipino	13,256,429"r"	5.98%

The Board of Directors of Unipage appoints its authorized representative and has the right to vote and direct or dispose of the shares held by Unipage.

The clients of PCD Corporation are the beneficial owners and have the power to decide how their shares are to be voted based on the Rules on proxy under the Corporation's Articles of Incorporation and By-laws and the Corporation Code.

### Security ownership of management as of March 31, 2015:

Class	Name of Stockholders	Address	No. of Shares	%	Position
	<b>Directors:</b>				
Common	Arsenio T. Ng	9F Summit One Tower 530 Shaw Blvd. Mand. City	13,256,429"r"	5.98%	Chairman, President and CEO
Common	Hilario T. Ng	455 Jaboneros St., Manila	400,804"r"	0.18%	Director
Common	HRH Prince Abdul Aziz Bin Talal Al Saud	Saudi Arabia	100,000"r"	0.05%	Director
Common	SimounUng	27F Chatham House, 116 Valero St. Makati City	1,000"r"	0.00%	Director
Common	Oscar B. Mapua	502 B. Valerio Hills, San Juan	4,000"r"	0.00%	Independent Director
Common	Kenneth C. Co	Don Benito Bldg, Mayambo Dagupan City	4,259,000"r"	1.92%	Independent Director
Common	Paul Saria	9F Summit One Tower 530 Shaw Blvd. Mand. City	25,804"r"	0.01%	Director, Corporate Secretary
	All directors and executive officers as a group		18,047,037"r"	8.14%	

Each every security holder is the beneficial owner in his own right.

### Voting Trust Holders of 5% or More

The company has no voting trust agreement with any person or entity.

### Changes in Control

There is no change in control or ownership of the company.

### Voting Trust Holders of 5% or More

The company has no voting trust agreement with any person or entity.

## **Item 12 - Certain Relationship and Related Transaction**

The Company subscribed to the increase in authorized capital of ATN Solar amounting P82.5 million. At the time of subscription, P26.25 million was paid in cash on October 31, 2014 and additional cash payment of P2.0 million was paid on March 13, 2014. During 2015, additional payment of P19,000,000 and P35,250,000 was paid on February 11, 2015 December 18, 2015 respectively.

The Company is a beneficial owner of certain condominium units classified in the Statement of Financial Position as Investment properties. Title to the properties has not been released to the Company as it intends to sell the properties using the marketing expertise of PLDI. In 2015 and 2014, these properties are leased out to third parties thru PLDI. Proceeds of the rent were remitted to the Company.

A teaming agreement was executed in 2015 in an effort trim cost and rationalize operations. Certain cost expenses were advanced by a related party.

Funds were released to HRH to cover various projects. In 2015, the amount of \$219,000 was repaid back to the Company following the re-alignment of different projects.

There was no compensation paid or payable to key management personnel for the year ended December 31, 2015.

Key management personnel have not been provided with retirement benefits.

## **Item 13 – Part IV - Compliance with leading practice on Corporate Governance**

Please refer to attached Annual Corporate Governance Report.

### **Reports on SEC Form 11-C**


No reports on SEC Form 11-C were filed during the year.




**SIGNATURES**

Pursuant to the requirements of Section 17 of the Code and Section 141 of the Corporation Code, this report is signed on behalf of the issuer by the undersigned, thereunto duly authorized, in the City of Mandaluyong on April \_\_\_\_\_, 2016.

By:


  
**ARSENIO T. NG**  
 Chairman and CEO

  
**ARCH. HILARIO T. NG**  
 Principal Financial Officer


  
**PAUL B. SARIA**  
 Chief Operating Officer

**SUBSCRIBED AND SWORN** to before me this 18 APR 2016 day of April 2015, affiant(s) exhibiting to me his/their driver's license, as follows:

NAMES	RES. CERT. NO.	DATE EXPIRES	PLACE OF ISSUE
ARSENIO T. NG	DL NO1-86-031588	03-13-2018	San Juan City
HILARIO T. NG	DL F03-89-049506	08-23-2018	Iloilo City
PAUL SARIA	DL NO4-93-264992	12-15-2016	Mandaluyong City



Doc. No. : 97  
 Page No.: 10  
 Book No.: 2  
 Series of 2016

  
**ATTY. AGUSTIN B. CABREDO**  
 Notary Public  
 Notary Public for Manila  
 Notarial Commission No. 2015-030  
 Until December 31, 2016  
 Roll No. 26047  
 PTR No. 48835/1 / 1-4-16 / Manila  
 IBP Life Member 05097  
 MCLE No. V-0003138 / 7-26-14



# Transpacific Broadband Group

INTERNATIONAL, INC.

formerly: Transpacific Broadcast Group International, Inc.

CORPORATE OFFICE: 9/F SUMMIT ONE TOWER  
530 SHAW BOULEVARD, MANDALUYONG CITY,  
PHILIPPINES, 1550  
TEL. (632) 717-0523  
EMAIL: tbgi@tbgi.net.ph

SATELLITE CENTER: BLDG. 1751 CHICO ST.  
CLARK SPECIAL ECONOMIC ZONE  
ANGELES CITY, PAMPANGA, PHILIPPINES  
TEL.: (6345) 599-3042, FAX: (6345) 599-3041

## STATEMENT OF MANAGEMENT RESPONSIBILITY FOR FINANCIAL STATEMENTS

The management of **TRANSPACIFIC BROADBAND GROUP INT'L, INC.** is responsible for the preparation and fair presentation of the financial statements for the years ended **December 31, 2015 and 2014**, including the additional components attached therein, in accordance with the prescribed financial reporting framework indicated therein. This responsibility includes designing and the implementing internal control relevant to the preparation and fair presentation of financial statements that are free from material misstatement, whether due to fraud or error, selecting and applying appropriate accounting policies and making accounting estimates that are reasonable in the circumstances.

The Board of Directors reviews and approves the financial statements and submits the same to stockholders.

**R. R. TAN & ASSOCIATES, CPAs**, the independent auditors and appointed by the stockholders has examined the financial statements of the company in accordance with Philippine Standards on Auditing and in its report to the stockholders, has expressed its opinion on the fairness of presentation upon completion of such examination.



**ARSENIO T. NG**  
President and Chairman



**PAUL B. SARIA**  
Chief Operating Officer



**HILARIO T. NG**  
Chief Financial Officer

SUBSCRIBED AND SWORN to before me this 1 day of April 2016, affiants exhibiting to me their driver's license, as follows:

NAMES	RES. CERT. NO.	EXPIRY DATE	PLACE OF ISSUE
Arsenio T. Ng	DL NO1-86-031588	03/13/2018	Manila
Paul B. Saria	DL N04-93-264992	12/15/2016	Mandaluyong
Hilario T. Ng	DL F03-89-049-506	08/23/2018	Manila

Doc. No. : 448  
Page No. : 45  
Book No. : 23  
Series of 2016 \_\_\_\_\_

**ATTY. AGUSTIN B. CABREDO**  
Notary Public  
Notarial Commission No. 2015-030  
Until December 31, 2016  
Roll No. 26047  
PTR No. 4886571 / 1-4-16 / Manila  
IBP Life Member 05097  
MCLE No. V-0003138 / 7-26-14

***Report of Independent Public Accountants***

The Board of Directors and Stockholders  
**TRANSPACIFIC BROADBAND GROUP INTERNATIONAL, INC.**  
9<sup>th</sup> Floor, Summit One Tower Bldg.,  
530 Shaw Blvd., Mandaluyong City

***Report on Financial Statements***

We have audited the accompanying financial statements of Transpacific Broadband Group International, Inc. which comprise the statements of financial position as at December 31, 2015 and 2014, and the statements of comprehensive income, statements of changes in equity and statements of cash flows for each of the three years in the period ended December 31, 2015, and a summary of significant accounting policies and other explanatory information.

***Management's Responsibility for the Financial Statements***


Management is responsible for the preparation and fair presentation of these financial statements in accordance with Philippine Financial Reporting Standards, and for such internal control as management determines is necessary to enable the preparation of financial statements that are free from material misstatement, whether due to fraud or error.

***Auditors' Responsibility***

Our responsibility is to express an opinion on these financial statements based on our audits. We conducted our audits in accordance with Philippine Standards on Auditing. Those standards require that we comply with ethical requirements and plan and perform the audit to obtain reasonable assurance whether the financial statements are free from material misstatement.

An audit involves performing procedures to obtain audit evidence about the amounts and disclosures in the financial statements. The procedures selected depend on the auditor's judgment, including the assessment of the risks of material misstatement of the financial statements, whether due to fraud or error. In making those risk assessments, the auditor considers internal control relevant to the entity's preparation and fair presentation of the financial statements in order to design audit procedures that are appropriate in the circumstances, but not for the purpose of expressing an opinion on the effectiveness of the entity's internal control. An audit also includes evaluating the appropriateness of accounting policies used and the reasonableness of accounting estimates made by management, as well as evaluating the overall presentation of the financial statements.

We believe that the audit evidence we have obtained is sufficient and appropriate to provide a basis for our opinion.



APR 13 2016


**Opinion**

In our opinion, the financial statements present fairly, in all material respects, the financial position of Transpacific Broadband Group International, Inc. as of December 31, 2015 and 2014, and its financial performance and its cash flows for each of the three years in the period ended December 31, 2015 in accordance with Philippine Financial Reporting Standards.

**Report on Supplementary Information Required Under Revenue Regulations (RR) 15-2010 and 19-2011 of the Bureau of Internal Revenue**

Our audit was conducted for the purpose of forming an opinion on the basic financial statements taken as a whole. The supplementary information disclosed in Note 30 to the financial statements is presented for purposes of filing with the Bureau of Internal Revenue and is not a required part of the basic financial statements. Such information is the responsibility of management and has been subjected to the auditing procedures applied in our audit of the basic financial statements. In our opinion, the information is fairly stated in all material respects in relation to the basic financial statements taken as a whole.

**R. R. TAN AND ASSOCIATES, CPAs**

By:  **DOMINGO A. DAZA, JR.**

Partner

CPA Certificate No. 0109993

Tax Identification No. 203-917-449


PTR No. 1462755, January 19, 2016, Pasig City

SEC Accreditation No. 1088-AR-1, valid until March 25, 2017

BIR Accreditation No. 07-000124-001-2013, valid until

October 3, 2016

April 1, 2016  
Pasig City



APR 13 2016

**TRANSPACIFIC BROADBAND GROUP INTERNATIONAL, INC.**  
**STATEMENTS OF FINANCIAL POSITION**  
**DECEMBER 31, 2015 AND 2014**

ASSETS	Note	2015	2014
<b>Current Assets</b>			
Cash and cash equivalents	8	P 1,390,132	P 4,148,114
Trade receivables - net	9	14,142,354	20,119,243
Short-term investments	10	-	11,617,700
Other current assets	11	4,128,973	2,641,394
		<b>19,661,459</b>	<b>38,526,451</b>
<b>Non-current Assets</b>			
Advances for projects	12	5,329,758	14,812,844
Property and equipment - net	16	119,935,693	136,684,686
Investment properties	17	45,287,800	45,287,800
Investment in an associate	13	108,957,973	110,163,576
Franchise - net	14	4,942,405	5,542,405
Deferred tax asset - net	27	805,094	743,574
Other non-current assets	15	3,810,638	9,855,616
		<b>289,069,361</b>	<b>323,090,501</b>
<b>TOTAL ASSETS</b>	<b>P</b>	<b>308,730,820</b>	<b>P 361,616,952</b>
<b>LIABILITIES AND EQUITY</b>			
<b>Current liabilities</b>			
Accounts payable and accrued expenses	18	P 1,274,114	P 1,083,172
Current portion of interest-bearing liabilities	19	5,565,588	-
Income tax payable		130,490	68,101
Total Current Liabilities		<b>6,970,192</b>	<b>1,151,273</b>
<b>Non-current Liabilities</b>			
Interest-bearing liabilities - net of current portion	19	-	5,264,806
Pension liability	20	775,435	1,225,341
Subscription payable	13	-	54,250,000
Total Non-current Liabilities		<b>775,435</b>	<b>60,740,147</b>
Total Liabilities		<b>7,745,627</b>	<b>61,891,420</b>
<b>Equity</b>			
Share capital	21	222,019,330	222,019,330
Share premium		29,428,022	29,428,022
Share options outstanding	21	8,921,814	8,921,814
Revaluation increment on property and equipment	21	-	1,075,684
Retained earnings		41,053,827	38,718,482
Treasury shares	21	(437,800)	(437,800)
Total Equity		<b>300,985,193</b>	<b>299,725,532</b>
<b>TOTAL LIABILITIES AND EQUITY</b>	<b>P</b>	<b>308,730,820</b>	<b>P 361,616,952</b>

See accompanying notes to financial statements




APR 13 2016

**TRANSPACIFIC BROADBAND GROUP INTERNATIONAL, INC.**  
**STATEMENTS OF COMPREHENSIVE INCOME**  
**FOR THE YEARS ENDED DECEMBER 31, 2015, 2014 AND 2013**

	Note	2015	2014	2013
<b>REVENUES</b>				
Service income		P 35,218,886	P 32,552,935	P 32,783,126
Other income	23	4,177,852	3,027,646	3,123,618
		<b>39,396,738</b>	<b>P 35,580,581</b>	<b>P 35,906,744</b>
<b>COST AND EXPENSES</b>				
Direct costs	22	34,919,109	33,859,853	34,495,728
Administrative expenses	24	1,676,533	1,305,634	1,975,755
Finance costs - net	19	161,277	153,951	181,298
Other Loss	17	-	4,999,600	-
		<b>36,756,919</b>	<b>40,319,038</b>	<b>36,652,781</b>
<b>INCOME(LOSS) FROM OPERATION</b>		<b>2,639,819</b>	<b>(4,738,457)</b>	<b>(746,037)</b>
<b>EQUITY IN NET LOSS OF AN ASSOCIATE</b>	13	<b>(1,205,603)</b>	<b>(2,336,424)</b>	<b>-</b>
<b>INCOME(LOSS) BEFORE INCOME TAX</b>		<b>1,434,216</b>	<b>(7,074,881)</b>	<b>(746,037)</b>
<b>INCOME TAX EXPENSE(BENEFIT)</b>	27	<b>231,170</b>	<b>(123,846)</b>	<b>(213,908)</b>
<b>INCOME(LOSS) FOR THE PERIOD</b>		<b>1,203,046</b>	<b>(6,951,035)</b>	<b>(532,129)</b>
<b>OTHER COMPREHENSIVE INCOME</b>		<b>-</b>	<b>-</b>	<b>-</b>
<b>TOTAL COMPREHENSIVE INCOME (LOSS)</b>		<b>P 1,203,046</b>	<b>P (6,951,035)</b>	<b>P (532,129)</b>
<b>INCOME (LOSS) PER SHARE</b>	28	<b>0.0054</b>	<b>(0.0313)</b>	<b>(0.0024)</b>

\*See accompanying notes to financial statements



APR 13 2016



**TRANSPACIFIC BROADBAND GROUP INTERNATIONAL, INC.**  
**STATEMENTS OF CHANGES IN EQUITY**  
**FOR THE YEARS ENDED DECEMBER 31, 2015, 2014 AND 2013**

	<i>Note</i>	<b>2015</b>	<b>2014</b>	<b>2013</b>
<b>SHARE CAPITAL</b>	21	<b>P 222,019,330</b>	P 222,019,330	P 222,019,330
<b>SHARE PREMIUM</b>		<b>29,428,022</b>	29,428,022	29,428,022
<b>SHARE OPTIONS OUTSTANDING</b>	21	<b>8,921,814</b>	8,921,814	8,921,814
<b>REVALUATION INCREMENT ON PROPERTY AND EQUIPMENT- NET OF TAX</b>	21			
Balance, January 1		<b>1,075,684</b>	3,300,498	5,525,312
Revaluation increment absorbed through depreciation		<b>(1,075,684)</b>	(2,224,814)	(2,224,814)
Balance, December 31		-	1,075,684	3,300,498
<b>RETAINED EARNINGS</b>				
Balance, January 1		<b>38,718,482</b>	43,327,608	41,517,828
Revaluation increment in property and equipment absorbed through depreciation		<b>1,132,299</b>	2,341,909	2,341,909
Income(Loss) for the year		<b>1,203,046</b>	(6,951,035)	(532,129)
Balance, December 31		<b>41,053,827</b>	38,718,482	43,327,608
<b>TREASURY SHARES - at cost</b>		<b>(437,800)</b>	(437,800)	(437,800)
		<b>P 300,985,193</b>	P 299,725,532	P 306,559,472

*See accompanying notes to financial statements*



APR 13 2016

**TRANSPACIFIC BROADBRAND GROUP INTERNATIONAL, INC.**  
**STATEMENTS OF CASH FLOWS**  
**FOR THE YEARS ENDED DECEMBER 31, 2015, 2014 AND 2013**

	Note	2015	2014	2013
<b>CASH FLOWS FROM OPERATING ACTIVITIES</b>				
Income (Loss) before income tax expense		P 1,434,216	P (7,074,881)	P (746,037)
Adjustments for:				
Provisions for (Reversal of):				
Depreciation and amortization	16, 14	17,791,053	15,409,840	16,553,643
Retirement benefits	20	(449,906)	123,227	83,349
Probable loss on trade receivable	9	193,623	-	601,192
Foreign exchange gain	23	(1,193,039)	(238,735)	(551,287)
Gain on sale of short-term investment		(82,300)	-	-
Unrealized fair value loss on investment property	17	-	4,999,600	-
Equity in net loss of an associate	13	1,205,603	2,336,424	-
Interest income	23	(380,475)	(540,038)	(524,459)
Operating income before Working Capital Changes		18,518,775	15,015,437	15,416,401
Decrease (Increase) in Operating Assets:				
Trade receivables - net		7,076,566	4,979,447	(120,232)
Prepayments and other current assets		-	85,011	(2,692,902)
Other non-current assets		(4,088,445)	(1,834,792)	-
Increase in Operating Liabilities:				
Accounts payable and accrued expenses		118,746	689,829	361,476
Cash generated by operations		21,625,642	18,934,932	12,964,744
Income taxes paid		(173,686)	(169,366)	(70,915)
Interest received		380,475	540,038	524,459
<b>Net Cash Provided by Operating Activities</b>		<b>21,832,431</b>	<b>19,305,604</b>	<b>13,418,288</b>
<b>CASH FLOWS FROM INVESTING ACTIVITIES</b>				
Proceeds from:				
Return of funds from advances for projects		9,732,750	1,532,300	-
Sale of short-term investments	10	11,700,000	-	-
Collection of advances of related parties		7,815,074	3,800,000	-
Acquisition of property and equipment		-	-	(3,453,307)
Additional security deposit		902,324	-	-
Proceeds from sale of communication device		1,501,410	-	-
Advances of related parties		(1,996,623)	(729,781)	-
Payment of subscription	13	(54,250,000)	(28,250,000)	(10,500,000)
<b>Net Cash Used in Investing Activities</b>		<b>(24,595,065)</b>	<b>(23,647,481)</b>	<b>(13,953,307)</b>
<b>CASH FLOWS FROM FINANCING ACTIVITIES</b>				
Repayment of loans				
Principal		-	(108,873)	(303,997)
Interest		-	-	(181,298)
<b>Net Cash Used in Financing Activities</b>		<b>-</b>	<b>(108,873)</b>	<b>(485,295)</b>
<b>EFFECTS OF EXCHANGE RATE CHANGES</b>				
<b>IN CASH AND CASH EQUIVALENTS</b>		<b>4,652</b>	<b>-</b>	<b>118,709</b>
<b>NET DECREASE IN CASH AND CASH EQUIVALENTS</b>				
<b>CASH AND CASH EQUIVALENTS</b>		<b>(2,757,982)</b>	<b>(4,450,749)</b>	<b>(901,605)</b>
<b>CASH AND CASH EQUIVALENTS, January 1</b>		<b>4,148,114</b>	<b>8,598,863</b>	<b>9,500,468</b>
<b>CASH AND CASH EQUIVALENTS, December 31</b>		<b>P 1,390,132</b>	<b>P 4,148,114</b>	<b>P 8,598,863</b>

See accompanying notes to financial statements





**TRANSPACIFIC BROADBAND GROUP INTERNATIONAL, INC.**  
**NOTES TO FINANCIAL STATEMENTS**  
**DECEMBER 31, 2015 AND 2014**

---

**1. Corporate Information**

Transpacific Broadband Group International, Inc. (TBGI or the Company), a corporation duly organized and existing under the laws of Republic of the Philippines, was incorporated and registered with Securities and Exchange Commission ("SEC") on July 14, 1995, primarily to engage in the business of public commercial radio, terrestrial, cable, and satellite broadcast. The Company is 9.57% owned by Unipage Management Inc.

The Company holds a 25-year Congressional Franchise to construct, establish, install, maintain, and operate communications systems for the reception and transmission of messages within the Philippines. It also has an approved Provisional Authority to transmit radio signals to satellites granted by the National Telecommunications Commission (NTC) on April 7, 1999.

In 2007, the Company received from NTC its Certificate of Registration as a value added services provider and offer Voice Over Internet Protocol (VOIP) service. In the same year, NTC granted Frequency Supportability to the Company.

The Company is a duly registered Clark Special Economic Zone (CSEZ) enterprise and has committed to operate, manage, and maintain a satellite earth station with broadcast production and postproduction facilities and other related activities, located at Clark Field, Philippines. Pursuant to its registration with CSEZ, the Company is subject to a special tax rate of 5% of gross income on registered activities.

The Company's registered office is located at the 9th Floor of Summit One Tower, 530 Shaw Boulevard, Mandaluyong City. Its satellite center is located at Bldg. 1751, Chico St., Clark Special Economic Zone, Angeles City, Pampanga.

The financial statements of the Company as of December 31, 2015 (including the comparative figures as of December 31, 2014 and 2013) were authorized for issue by the President on April 1, 2016.

---

**2. Basis of Preparation and Presentation**

Statement of Compliance

The financial statements of the Company have been prepared in compliance with Philippine Financial Reporting Standards (PFRS), Philippine Accounting Standards (PAS) and interpretations thereof. PFRS are adopted standards by the Financial Reporting Standards Council (FRSC) from the pronouncements issued by the International Accounting Standards Board.

Basis of Financial Statement Preparation and Presentation

The accompanying financial statements have been prepared on a historical cost basis except for certain property and equipment and investment properties that are carried at revalued amounts.

The financial statements are presented in Philippine Peso, the Company's functional currency and all values represent absolute amount except when otherwise indicated.



APR 13 2016

---

### 3. Summary of Significant Accounting Policies

The principal accounting policies applied in the preparation of these financial statements are set out below. These policies have been consistently applied to all the years presented, unless otherwise stated.

#### Current versus non-current classification

The Company presents assets and liabilities in the statements of financial position based on current/non-current classification. An asset is current when it is:

- Expected to be realized or intended to be sold or consumed in normal operating cycle;
- Held primarily for the purpose of trading; or
- Expected to be realized within twelve months after the end of the reporting period; or
- Cash or cash equivalent unless restricted from being exchanged or used to settle a liability for at least twelve months after the end of the reporting period.

The Company classifies all other assets as noncurrent.

A liability is current when:

- It is expected to be settled in normal operating cycle;
- It is held primarily for the purpose of trading;
- It is due to be settled within twelve months after the end of the reporting period; or
- There is no unconditional right to defer the settlement of the liability for at least twelve months after the end of the reporting period.

The Company classifies all other liabilities as non-current.

#### Cash and Cash Equivalents

Cash and cash equivalents are defined as cash on hand, demand deposits and short-term, highly liquid investments readily convertible to known amounts of cash and which are subject to insignificant risk of changes in value.

#### Financial Instruments

##### *Date of Recognition*

Financial assets and financial liabilities are recognized in the statements of financial position of the Company when it becomes a party to the contractual provisions of the instrument.

##### *Initial Recognition*

All financial assets and financial liabilities are initially recognized at fair value. Except for financial assets and financial liabilities at FVPL, the initial measurement of these financial instruments includes transaction costs.

##### *Determination of Fair Value*

The fair value for instruments traded in active market at the reporting date is based on their quoted market price. For all other financial instruments not listed in an active market, the fair value is determined by using appropriate techniques or comparison to similar instruments for which market observable prices exists.

Where the transaction price in a non-active market is different from the fair value of other observable current market transactions in the same instruments or based on a valuation technique, the Company recognizes the difference between the transaction price and fair value in the statement of comprehensive income unless it qualifies for recognition as some other type of asset.

#### *Classification of Financial Instruments*

The Company classifies financial assets into the following categories, (i) At fair value through profit or loss (FVPL), (ii) Available-for-sale, (iii) Held-to-maturity and (iv) Loans and receivable. The Company classifies its financial liabilities into financial liabilities at FVPL and other financial liabilities. The classification depends on the purpose for which the investments were acquired or liabilities incurred and whether they are quoted in an active market. Management determines the classification of its investments at initial recognition and, where allowed and appropriate, re-evaluates such designation at every reporting date.

##### (i) Financial Assets and Financial Liabilities at FVPL

Financial assets and financial liabilities at FVPL include financial assets and financial liabilities held for trading and financial assets and financial liabilities designated upon initial recognition as at FVPL. After initial recognition, financial assets and financial liabilities at FVPL are carried at fair value.

A financial asset and financial liability is classified as held for trading if:

- It has been acquired principally for the purpose of selling in the near future; or
- It is part of an identified portfolio of financial instruments that the Company manages together and has recent actual pattern of short-term profit-taking; or
- It is a derivative that is not designated and effective as a hedging instrument.

A financial asset other than a financial asset held for trading may be designated as at FVPL upon initial recognition if:

- Such designation eliminates or significantly reduces a measurement or recognition inconsistently that would otherwise arise; or
- The financial asset forms part of a group of financial assets that is managed and its performance is evaluated on a fair value basis.
- It forms part of a contract containing one or more embedded derivatives.

As of December 31, 2015 and 2014, there are no financial assets under this category.

##### (ii) Available-for-sale (AFS)

AFS are non-derivative financial assets that are either designated on this category or not classified in any of the other categories. Subsequent to initial recognition, AFS assets are carried at fair value in the statement of financial position. Changes in the fair value are recognized directly in equity account as "*Revaluation reserve on AFS financial assets*". Where the investment is disposed of or is determined to be impaired, the cumulative gain or loss previously recognized in equity is included in profit or loss for the period.

As of December 31, 2015 and 2014, there are no financial assets under this category.

##### (iii) Loans and receivables

Loans and receivables are non-derivative financial assets with fixed or determinable payments that are not quoted in an active market. They arise when the Company provides money, goods or services directly to a debtor with no intention of trading the receivables. After initial measurement, loans and receivables are subsequently measured at amortized cost using the effective interest method, less allowance for impairment. Amortized cost is calculated by taking into account any discount or premium on acquisition and fees that are integral parts of the effective interest rate.

Included under this category are the company's cash and cash equivalents, trade receivables, security deposits and other receivables.

(iv) Held-to-maturity (HTM)

HTM investments are non-derivative financial assets with fixed or determinable payments and fixed maturities wherein the Company has the positive intention and ability to hold to maturity. After initial measurement, HTM assets are carried at amortized cost using the effective interest method, less impairment in value. Amortized cost is calculated by taking into account any discount or premium on acquisition and fees that are integral parts of the effective interest rate. Any changes to the carrying amount of the investment are recognized in statements of income.

As of December 31, 2015 and 2014, there are no financial assets under this category.

(v) Other Financial Liabilities

Issued financial instruments or their components, which are not designated as at FVPL are classified as other financial liabilities where the substance of the contractual arrangement results in the Company having an obligation either to deliver cash or another financial asset to the holder, or to satisfy the obligation other than by the exchange of a fixed amount of cash or another financial asset for a fixed number of own equity shares. The components of issued financial instruments that contain both liability and equity elements are accounted for separately, with the equity component being assigned the residual amount after deducting from the instrument as a whole the amount separately determined as the fair value of the liability component on the date of issue.

After initial measurement, other financial liabilities are subsequently measured at amortized cost using the effective interest method. Amortized cost is calculated by taking into account any discount or premium on the issue and fees that are integral parts of the effective interest rate. Any effects of restatement of foreign currency-denominated liabilities are recognized in the statement of comprehensive income.

Included under this category are accounts payable and accrued expenses and long term loans payable.

*Reclassification of Financial Assets*

A financial asset is reclassified out of the FVPL category when the following conditions are met (i) the financial asset is no longer held for the purpose of selling or repurchasing it in the near term; and (ii) there is a rare situation.

A financial asset that is reclassified out of the FVPL category is reclassified at its fair value on the date of reclassification. Any gain or loss already recognized in the statements of income is not reversed. The fair value of the financial asset on the date of reclassification becomes its new cost or amortized cost, as applicable.

*Offsetting of financial instruments*

Financial assets and financial liabilities are offset and the net amount reported in the statement of financial position if, and only if, there is a currently enforceable legal right to offset the recognized amounts and there is an intention to settle on a net basis, or to realize the asset and settle the liability simultaneously. This is not generally the case with master netting agreements, and the related assets and liabilities are presented gross in the statements of financial position.

*Impairment of Financial Assets*

The Company assesses at each end of the reporting period whether there is any objective evidence that a financial asset or group of financial assets is impaired.

(i) *Assets carried at amortized cost*

If there is objective evidence that an impairment loss on loans and receivables or held-to-maturity investments carried at amortized cost has been incurred, the amount of the loss is measured as the difference between the asset's carrying amount and the present value of estimated future cash flows discounted at the

financial asset's original effective interest rate. The amount of the loss is recognized in the profit and loss accounts.

If, in a subsequent period, the amount of the impairment loss decreases and the decrease can be related objectively to an event occurring after the impairment was recognized, the previously recognized impairment loss is reversed.

Any subsequent reversal of an impairment loss is recognized in the profit and loss accounts, to the extent that the carrying value of the asset does not exceed its amortized cost at the reversal date.

*(ii) Assets carried at cost*

If there is objective evidence that an impairment loss on an unquoted equity instrument that is not carried at fair value because its fair value cannot be reliably measured, or on a derivative asset that is linked to and must be settled by delivery of such an unquoted equity instrument has been incurred, the amount of the loss is measured as the difference between the asset's carrying amount and the present value of estimated future cash flows discounted at the current market rate of return for a similar financial asset. Such impairment losses are not reversed in subsequent periods.

*(iii) Available-for-sale financial assets*

Available-for-sale financial assets are subject to impairment review at each end of the reporting period. Impairment loss is recognized when there is objective evidence such as significant financial difficulty of the issuer/obligor, significant or prolonged decline in market prices and adverse economic indicators that the recoverable amount of an asset is below its carrying amount.

*Derecognition of Financial Instruments*

*Financial Assets*

A financial asset (or, where applicable a part of a financial asset or part of a group of financial assets) is derecognized where:

- the rights to receive cash flows from the asset have expired;
- the Company retains the right to receive cash flows from the asset, but has assumed an obligation to pay them in full without material delay to a third party.
- the Company has transferred its rights to receive cash flows from the asset and either (a) has transferred substantially all the risks and rewards of the asset, or (b) has neither transferred nor retained substantially all the risks and rewards of the asset, but has transferred the control of the asset.

Where the Company has transferred its rights to receive cash flows from an asset or has entered into a pass-through arrangement, and has neither transferred nor retained substantially all the risks and rewards of the asset nor transferred control of the asset, the asset is recognized to the extent of the Company's continuing involvement in the asset. Continuing involvement that takes the form of a guarantee over the transferred asset is measured at the lower of original carrying amount of the asset and the maximum amount of consideration that the Company could be required to repay.

*Financial Liabilities*

A financial liability is derecognized when the obligation under the liability is discharged or cancelled or expires. Where an existing financial liability is replaced by another from the same lender on substantially different terms, or the terms of an existing liability are substantially modified, such an exchange or modification is treated as a de-recognition of the original liability and the recognition of a new liability, and the difference in the respective carrying amounts is recognized in profit or loss.

*Prepaid Expenses*

Prepaid expenses are measured at amounts paid and subsequently recognized as expense over which the prepayments apply.

Spare Parts Inventory

Spare parts inventory is stated at the lower of cost and net realizable value (NRV). Cost is determined using the first-in first-out method. NRV is the selling price less the estimated cost to sell.

Property and Equipment

Transportation equipment, furniture, and fixtures are carried at cost less accumulated depreciation and impairment in value, if any. Buildings and improvements, uplink/data equipment and leasehold improvements are carried at revalued amounts less accumulated depreciation and impairment losses, if any. Appraisal was made by an independent firm appraiser with sufficient regularity to ensure that the carrying amounts of these assets do not differ materially from their fair values. Subsequent acquisitions are stated at cost less accumulated depreciation and impairment losses, if any.

Any increase in revaluation is credited to the "Revaluation Increment" account shown under equity unless it offsets a previous decrease in value of the same asset recognized in the statements of income. A decrease in value is recognized in profit or loss where it exceeds the increase previously recognized in the "Revaluation Increment" account. The amount of revaluation increment absorbed through depreciation is transferred from revaluation increment to retained earnings. Upon disposal of the asset, the related revaluation increment is transferred to retained earnings and is taken into account in arriving at the gain or loss on disposal.

The initial cost of property and equipment consist of its purchase price, including any directly attributable costs of bringing the asset to its working condition and location for its intended use. Expenditures incurred after the properties have been put into operation, such as repairs and maintenance, are normally recognized in profit or loss in the year the costs are incurred. In situations where it can be clearly demonstrated that the expenditures have resulted in an increase in the future economic benefits expected to be obtained from the use of an item of property and equipment beyond its originally assessed standard of performance, the expenditures are capitalized as an additional cost of the property and equipment.

Depreciation is computed on a straight-line method over the estimated useful lives of the depreciable assets as follows:

Building and improvements	20 years
Uplink/data equipment	10-20 years
Furniture and fixtures	10 years
Transportation equipment	5 years
Lease improvements	6 years or lease term whichever is shorter

An asset's residual value, useful life, and depreciation method are reviewed periodically to ensure that the period, residual value, and method of depreciation are consistent with the expected pattern of economic benefits from items of property and equipment.

When assets are sold, retired, or otherwise disposed of, their cost and related accumulated depreciation and impairment losses are removed from the accounts and any resulting gain or loss is reflected in profit or loss for the period.

When the carrying amount of an asset is greater than its estimated recoverable amount, the cost is written down immediately to its recoverable amount. Fully depreciated assets are retained in the accounts until they are no longer in use.

Investment Properties

Investment properties consist of properties that are held to earn rentals or for capital appreciation or both and that is not occupied by the company. Investment properties are initially measured at cost, including transaction costs.

After initial recognition, investment property is carried at fair value. Fair value is based on active market prices, adjusted, if necessary, for any difference in the nature, location or condition of the specific asset. If this information is not available, the Company uses alternative valuation methods such as recent prices on less active markets or discounted cash flow projections. The Company reviews these valuations annually. Investment property that is being redeveloped for continuing use as investment property or for which the market has become less active continues to be measured at fair value.

Investment property is derecognized when either it has been disposed of, or when the investment property is permanently withdrawn or sold and no future economic benefit is expected from its disposal. Any gains or losses on the retirement or disposal of an investment property are recognized in profit or loss in the year of retirement or disposal.

#### Investment in Associate

An associate is an entity in which the investor has a significant influence and which is neither a subsidiary nor a joint venture.

Investment in associate is accounted for using the equity method of accounting and initially recognized at cost, and is subsequently adjusted to reflect the investor's share of the net profit or loss of the associate.

#### Franchise

Franchise, which consists of directly attributable expenses, is carried at cost less accumulated amortization.

Franchise is amortized over its term of 25 years. When the carrying amount of the franchise is greater than its estimated recoverable amount, the cost is written down immediately to its recoverable amount.

Franchise is derecognized either upon disposal or the right to use expired.

#### Other non-current assets

Other non-current assets of the Company include advances to affiliates, security deposit, other receivable, rent receivable and other asset.

#### Equity

Share capital is determined using the par value of shares that have been issued.

Share premium represents the excess of the par value over the subscription price.

Retained earnings include all current and prior period results as disclosed in the Statements of Income.

Revaluation increment represents appraisal increase on revaluation of certain property and equipment.

Share options is measured based on the fair value of the stock option on the date of grant. If the fair value of the stock option cannot be estimated reliably, the intrinsic value method is used. The intrinsic value is the excess of the market value of the share over the option price.

Treasury shares are recorded at cost, which is equal to the cash payment or for noncash consideration. It is shown in the statements of financial position as a deduction from the equity.

### Revenue and Costs Recognition

Revenue is recognized to the extent it is probable that the economic benefits will flow to the Company and the revenue can be reliably measured.

#### *Subscription fees*

Revenues from uplink services and bandwidth subscriptions are recognized when services are rendered and billed.

#### *Rent income*

Rent income is recognized on a straight line basis over the lease term.

#### *Interest income*

Interest income from bank deposits is recognized as interest accrues taking into account the effective yield on the related asset.

#### *Dividend income*

Dividend income is recognized when the right to receive dividends is established.

Cost is recognized in the statement of comprehensive income when the related revenue is earned (e.g. when goods are sold or services have been performed). Expenses are recognized upon utilization of the service or when they are incurred.

### Income Taxes

Current tax liabilities are measured at the amount expected to be paid to the tax authority. The tax rates and tax laws used to compute the amount are those that have been enacted or substantially enacted as at the end of reporting period.

Deferred tax asset is recognized for all temporary differences that are expected to reduce taxable profit in the future, and for the carry forward of unused tax losses and unused tax credits. Deferred tax liability is recognized for all temporary differences that are expected to increase the taxable profit in the future. Deferred tax assets and liabilities are measured using the tax rates and laws substantively enacted at the end of the reporting period.

The carrying amount of deferred tax asset is reviewed at each end of reporting period and reduced to the extent that it is no longer probable that sufficient taxable profit will be available to allow all or part of the deferred income tax assets to be utilized.

Most changes in deferred tax assets or liabilities are recognized as a component of tax expense in the statements of income. Only changes in deferred tax assets or liabilities that relate to a change in value of asset or liabilities are charged or credited directly to equity.

### Employee Benefits

#### (i) Retirement Benefit Cost

The Company provides for estimated retirement benefits costs required to be paid under RA 7641 to qualifying employees. The cost of defined retirement benefits, including those mandated under RA 7641 is determined using the accrued benefits valuation method or projected benefit valuation method. Both methods require an actuarial valuation which the Company has not undertaken. Management believes, however, that the effect on the financial statements of the difference between the retirement cost determined under the current method used by the Company and an acceptable actuarial valuation method is not significant.

#### (ii) Compensated absences

Compensated absences are recognized for the number of paid leaves days (including holiday entitlement) remaining at reporting date. They are included as part of Accounts payable and accrued expenses account at the undiscounted amount the Company expects to pay as a result of the unused entitlement.



#### Leases

Leases where the lessor retains substantially all the risk and benefits of ownership of the asset are classified as operating lease. Operating lease payments are recognized as expense on a straight line basis over the lease term.

Finance lease, which transfer to the company substantially all the risks and benefits incidental to the ownership of the leased asset, are capitalized at the lower of fair value of the leased asset or the present value of the minimum lease payments at the inception of the lease. Lease payments are apportioned between the finance charges and reduction of the lease liability. Finance charges are recognized in the statement of comprehensive income.

#### Foreign Currency Transactions and Translations

Items included in the financial statements of the Company are measured using the currency of the primary economic environment in which the entity operates (*the functional currency*). The financial statements are presented in Philippine Peso, the Company's functional and presentation currency.

Foreign currency transactions are translated into the functional currency at exchange rates prevailing at the time of transaction. Foreign currency gains and losses resulting from settlement of such transaction and from the translation at year-end exchange rates of monetary assets and liabilities denominated in foreign currencies are recognized in the statement of comprehensive income.

#### Impairment of Non-Financial Assets

The Company's property and equipment, investment properties, investment in associate, and franchise are subject to impairment testing. All other individual assets' or cash generating units are tested for impairment whenever events or changes in circumstances indicate that the carrying amount may not be recoverable.

For purposes of assessing impairment, assets are grouped at the lowest levels for which there are separately identifiable cash flows (cash generating units). As a result, some assets are tested individually for impairment and some are tested at cash-generating unit level.

An impairment loss is recognized for the amount by which the asset or cash-generating unit's carrying amount exceeds its recoverable amount. The recoverable amount is the higher of fair value, reflecting market conditions less cost to sell and value in use, based on an internal discounted cash flow evaluation. Impairment loss is charged pro-rata to the other assets in the cash generating unit.

All assets are subsequently reassessed for indications that an impairment loss previously recognized may no longer exist and the carrying amount of the asset is adjusted to the recoverable amount resulting in the reversal of the impairment loss.

#### Related Party Transactions

Parties are considered related if one party has the ability to control the other party or exercise significant influence over the other party in making financial and operating decisions. The related party transactions are recognized based on transfer of resources or obligations between related parties, regardless of whether a price is charged.

#### Provisions

Provisions are recognized when present obligation will probably lead to an outflow of economic resources and they can be estimated reliably even if the timing or amount of the outflow may still be uncertain. A present obligation arises from the presence of a legal or constructive commitment that has resulted from past events, for example legal disputes for onerous contract.

Provisions are measured at the estimated expenditure required to settle the present obligation, based on the most reliable evidence available at end of reporting period, including the risks and uncertainties associated with the present obligation. Any

reimbursement expected to be received in the course of settlement of the present obligation is recognized, if virtually certain, as a separate asset at an amount not exceeding the balance of the related provision. Where there are a number of similar obligations, the likelihood that an outflow will be required in settlement is determined by considering the class of obligation as a whole. In addition, long term provisions are discounted at their present values, where time value of money is material.

Provisions are reviewed at each end of reporting period and adjusted to reflect the current best estimate.

In those cases, where the possible outflow of economic resources as a result of present obligations is considered improbable or remote, or the amount to be provided for cannot be measured reliably, no liability is recognized in the financial statements.

Probable inflows of economic benefits that do not yet meet the recognition criteria of an asset are considered contingent asset, hence, are not recognized in the financial statements.

#### Contingencies

Contingent liabilities are not recognized in the financial statements. They are disclosed unless the possibility of an outflow of resources embodying economic benefits is remote. Contingent assets are not recognized in the financial statements but disclosed when an inflow of economic benefits is probable.

#### Events after End of reporting period

Post year-end events that provide additional information about the Company's financial position at the end of reporting period (adjusting events) are reflected in the financial statements. Post year-end events that are not adjusting events are disclosed in the notes to the financial statements when material.

#### Earnings (Loss) Per Share

Basic earnings per share is computed by dividing profit for the period by the weighted average number of shares issued and outstanding during the year.

---

## **4. Changes in Accounting Standards**

### New Accounting Standards and Amendments to Existing Standards Effective as of January 1, 2015

The accounting policies adopted are consistent with those of the previous financial year except for the adoption of the following amendments to PFRS effective beginning January 1, 2015. The adoption however did not result to any material changes in the financial statements.

#### *Amendments to PAS 19, Employee Benefits - Defined Benefit Plans: Employee Contributions*

PAS 19 requires an entity to consider contributions from employees or third parties when accounting for defined benefit plans. Where the contributions are linked to service, they should be attributed to periods of service as a negative benefit. These amendments clarify that, if the amount of the contributions is independent of the number of years of service, an entity is permitted to recognize such contributions as a reduction in the service cost in the period in which the service is rendered, instead of allocating the contributions to the periods of service. This amendment is effective for annual periods beginning on or after July 1, 2014. The amendment does not have any significant impact on the Company's financial position or performance.

#### Annual Improvements to PFRS (2010 to 2012 cycle)

The Annual Improvements to PFRSs (2010 to 2012 cycle) contain non-urgent but necessary amendments to the following standards. These are effective for annual periods beginning on or after July 1, 2014. Except as otherwise stated, the amendments do not have a significant impact on the financial statements.

▪ *PFRS 2, Share-based Payment - Definition of Vesting Condition*

This improvement is applied prospectively and clarifies various issues relating to the definitions of performance and service conditions which are vesting conditions, including:

- A performance condition must contain a service condition
- A performance target must be met while the counterparty is rendering service
- A performance target may relate to the operations or activities of an entity, or to those of another entity in the same group
- A performance condition may be a market or non-market condition
- If the counterparty, regardless of the reason, ceases to provide service during the vesting period, the service condition is not satisfied.

▪ *PFRS 3, Business Combinations - Accounting for Contingent Consideration in a Business Combination*

The amendment is applied prospectively for business combinations for which the acquisition date is on or after July 1, 2014. It clarifies that a contingent consideration that is not classified as equity is subsequently measured at fair value through profit or loss whether or not it falls within the scope of PAS 39. This amendment is not relevant to the Company.

▪ *PFRS 8, Operating Segments - Aggregation of Operating Segments and Reconciliation of the Total of the Reportable Segments' Assets to the Entity's Assets*

The amendments are applied retrospectively and clarify that:

- An entity must disclose the judgments made by management in applying the aggregation criteria in the standard, including a brief description of operating segments that have been aggregated and the economic characteristics (e.g., sales and gross margins) used to assess whether the segments are 'similar'.
- The reconciliation of segment assets to total assets is only required to be disclosed if the reconciliation is reported to the chief operating decision maker, similar to the required disclosure for segment liabilities.

▪ *PAS 16, Property, Plant and Equipment: Revaluation Method - Proportionate Restatement of Accumulated Depreciation, and PAS 38, Intangible Assets: Revaluation Method - Proportionate Restatement of Accumulated Amortization*

The amendment is applied retrospectively and clarifies in PAS 16 and PAS 38 that the asset may be revalued by reference to the observable data on either the gross or the net carrying amount. In addition, the accumulated depreciation or amortization is the difference between the gross and carrying amounts of the asset.

▪ *PAS 24, Related Party Disclosures - Key Management Personnel*

The amendment is applied retrospectively and clarifies that a management entity, which is an entity that provides key management personnel services, is a related party subject to the related party disclosures. In addition, an entity that uses a management entity is required to disclose the expenses incurred for management services. The amendments affect disclosures only and have no impact on the Company's financial position or performance.

#### Annual Improvements to PFRS (2011 to 2013 cycle)

The Annual Improvements to PFRSs (2011 to 2013 cycle) contain non-urgent but necessary amendments to the following standards. These are effective for annual periods

beginning on or after January 1, 2015. Except as otherwise stated, the amendments have no significant impact on the financial statements.

- *PFRS 3, Business Combinations - Scope Exceptions for Joint Arrangements*  
The amendment is applied prospectively and clarifies the following regarding the scope exceptions within PFRS 3:
  - Joint arrangements, not just joint ventures, are outside the scope of PFRS 3.
  - This scope exception applies only to the accounting in the financial statements of the joint arrangement itself.
- *PFRS 13, Fair Value Measurement - Portfolio Exception*  
The amendment is applied prospectively and clarifies that the portfolio exception in PFRS 13 can be applied not only to financial assets and financial liabilities, but also to other contracts within the scope of PAS 39.
- *PAS 40, Investment Property*  
The amendment is applied prospectively and clarifies that PFRS 3, and not the description of ancillary services in PAS 40, is used to determine if the transaction is the purchase of an asset or business combination. The description of ancillary services in PAS 40 only differentiates between investment property and owner-occupied property (i.e., property, plant and equipment).

*New Accounting Standard, Amendments to Existing Standards and Interpretations Effective Subsequent to December 31, 2015*

Standards issued but not yet effective up to date of issuance of the Company's financial statements are listed below. The listing consists of standards and interpretations issued, which the Company reasonably expects to be applicable at a future date. The Company intends to adopt these standards when they become effective. The Company does not expect the adoption of these new and amended PFRS and Philippine Interpretations to have significant impact on its financial statements.

*Effective 2016*

*Amendments to PAS 1, Presentation of Financial Statements – Disclosure Initiative*

The amendments include narrow-focus improvements in five areas; namely, materiality, disaggregation and subtotals, notes structure, disclosure of accounting policies and presentation of items of other comprehensive income arising from equity accounted investments. The amendments are effective on or after January 1, 2016. The amendment will not have any significant impact on the Company's financial position or performance.

*Amendments to PAS 16, Property, Plant and Equipment, and PAS 38, Intangible Assets - Clarification of Acceptable Methods of Depreciation and Amortization*

The amendments clarify the principle in PAS 16 and PAS 38 that revenue reflects a pattern of economic benefits that are generated from operating a business (of which the asset is part) rather than the economic benefits that are consumed through use of the asset. As a result, a revenue-based method cannot be used to depreciate property, plant and equipment and may only be used in very limited circumstances to amortize intangible assets. The amendments are effective prospectively for annual periods beginning on or after January 1, 2016, with early adoption permitted. The amendment will not have any significant impact on the Company's financial position or performance.

*Amendments to PAS 16, Property, Plant and Equipment, and PAS 41, Agriculture - Bearer Plants*

The amendments change the accounting requirements for biological assets that meet the definition of bearer plants. Under the amendments, biological assets that meet the definition of bearer plants will no longer be within the scope of PAS 41. Instead, PAS 16 will apply. After initial recognition, bearer plants will be measured under PAS 16 at accumulated cost (before maturity) and using either the cost model or revaluation model (after maturity). The amendments also require that produce that grows on bearer plants will remain in the scope of PAS 41 measured at fair value less costs to sell. For

government grants related to bearer plants, PAS 20, *Accounting for Government Grants and Disclosure of Government Assistance*, will apply. The amendments are retrospectively effective for annual periods beginning on or after January 1, 2016, with early adoption permitted. These amendments are not expected to have any impact to the Company as the Company does not have any bearer plants.

*Amendments to PAS 27, Separate Financial Statements - Equity Method in Separate Financial Statements*

The amendments will allow entities to use the equity method to account for investments in subsidiaries, joint ventures and associates in their separate financial statements. Entities already applying PFRS and electing to change to the equity method in its separate financial statements will have to apply that change retrospectively. For first-time adopters of PFRS electing to use the equity method in its separate financial statements, they will be required to apply this method from the date of transition to PFRS. The amendments are effective for annual periods beginning on or after January 1, 2016, with early adoption permitted. The amendment will not have any significant impact on the Company's financial position or performance.

*Amendments to PFRS 10, Consolidated Financial Statements, PFRS 12, Disclosure of Interests in Other Entities, and PAS 28, Investments in Associates and Joint Ventures - Investment Entities: Applying the Consolidation Exception.*

The amendments address certain issues that have arisen in applying the investment entities exception under PFRS 10. The amendments are effective for annual periods beginning on or after January 1, 2016, with early adoption permitted. These amendments will not have any impact on the Company's financial statements.

*Amendments to PFRS 11, Joint Arrangements - Accounting for Acquisitions of Interests in Joint Operations*

The amendments to PFRS 11 require that a joint operator accounting for the acquisition of an interest in a joint operation, in which the activity of the joint operation constitutes a business must apply the relevant PFRS 3 principles for business combinations accounting. The amendments also clarify that a previously held interest in a joint operation is not remeasured on the acquisition of an additional interest in the same joint operation while joint control is retained. In addition, a scope exclusion has been added to PFRS 11 to specify that the amendments do not apply when the parties sharing joint control, including the reporting entity, are under common control of the same ultimate controlling party.

The amendments apply to both the acquisition of the initial interest in a joint operation and the acquisition of any additional interests in the same joint operation and are prospectively effective for annual periods beginning on or after January 1, 2016, with early adoption permitted. The amendment will not have any significant impact on the Company's financial position or performance.

*PFRS 14, Regulatory Deferral Accounts*

PFRS 14 is an optional standard that allows an entity, whose activities are subject to rate-regulation, to continue applying most of its existing accounting policies for regulatory deferral account balances upon its first-time adoption of PFRS. PFRS 14 is effective for annual periods beginning on or after January 1, 2016. The Standard will not have any significant impact on the Company's financial position or performance.

Annual Improvements to PFRSs (2012-2014 cycle)

The Annual Improvements to PFRSs (2012-2014 cycle) are effective for annual periods beginning on or after January 1, 2016 and are not expected to have a material impact to the Company's financial statements. They include:

- *PFRS 5, Non-current Assets Held for Sale and Discontinued Operations - Changes in Methods of Disposal*

The amendment is applied prospectively and clarifies that changing from a disposal through sale to a disposal through distribution to owners and vice-versa should not be

considered to be a new plan of disposal, rather it is a continuation of the original plan. There is, therefore, no interruption of the application of the requirements in PFRS 5. The amendment also clarifies that changing the disposal method does not change the date of classification.

- *PFRS 7, Financial Instruments: Disclosures - Servicing Contracts*  
PFRS 7 requires an entity to provide disclosures for any continuing involvement in a transferred asset that is derecognized in its entirety. The amendment clarifies that a servicing contract that includes a fee can constitute continuing involvement in a financial asset. An entity must assess the nature of the fee and arrangement against the guidance in PFRS 7 in order to assess whether the disclosures are required. The amendment is to be applied such that the assessment of which servicing contracts constitute continuing involvement will need to be done retrospectively. However, comparative disclosures are not required to be provided for any period beginning before the annual period in which the entity first applies the amendments.
- *PFRS 7, Applicability of the Amendments to PFRS 7 to Condensed Interim Financial Statements*  
This amendment is applied retrospectively and clarifies that the disclosures on offsetting of financial assets and financial liabilities are not required in the condensed interim financial report unless they provide a significant update to the information reported in the most recent annual report.
- *PAS 19, Employee Benefits - Regional Market Issue Regarding Discount Rate*  
This amendment is applied prospectively and clarifies that market depth of high quality corporate bonds is assessed based on the currency in which the obligation is denominated, rather than the country where the obligation is located. When there is no deep market for high quality corporate bonds in that currency, government bond rates must be used.
- *PAS 34, Interim Financial Reporting - Disclosure of Information 'Elsewhere in the Interim Financial Report'*  
The amendment is applied retrospectively and clarifies that the required interim disclosures must either be in the interim financial statements or incorporated by cross-reference between the interim financial statements and wherever they are included within the greater interim financial report (e.g., in the management commentary or risk report).

#### *Effective 2018*

#### *PFRS 9, Financial Instruments - Hedge Accounting and Amendments to PFRS 9, PFRS 7 and PAS 39*

PFRS 9 (2013 version) already includes the third phase of the project to replace PAS 39 which pertains to hedge accounting. This version of PFRS 9 replaces the rules-based hedge accounting model of PAS 39 with a more principles-based approach. Changes include replacing the rules-based hedge effectiveness test with an objectives-based test that focuses on the economic relationship between the hedged item and the hedging instrument, and the effect of credit risk on that economic relationship; allowing risk components to be designated as the hedged item, not only for financial items but also for non-financial items, provided that the risk component is separately identifiable and reliably measurable; and allowing the time value of an option, the forward element of a forward contract and any foreign currency basis spread to be excluded from the designation of a derivative instrument as the hedging instrument and accounted for as costs of hedging. PFRS 9 also requires more extensive disclosures for hedge accounting.

PFRS 9 (2013 version) has no mandatory effective date. The mandatory effective date of January 1, 2018 was eventually set when the final version of PFRS 9 was adopted by the FRSC. The adoption of the final version of PFRS 9, however, is still for approval by BOA.

The Company is currently assessing the impact of adopting this standard.

The adoption of the third phase of the project is not expected to have any significant impact on the Company's financial statements.

*PFRS 9, Financial Instruments*

In July 2014, the final version of PFRS 9 was issued. PFRS 9 reflects all phases of the financial instruments project and replaces PAS 39 and all previous versions of PFRS 9. The standard introduces new requirements for classification and measurement, impairment, and hedge accounting. PFRS 9 is effective for annual periods beginning on or after January 1, 2018, with early application permitted. Retrospective application is required, but comparative information is not compulsory. Early application of previous versions of PFRS 9 is permitted if the date of initial application is before February 1, 2015.

The Company is currently assessing the impact of adopting this standard.

The adoption of the other phases of the project is not expected to have any significant impact on the Company's financial statements.

The following new standard issued by the IASB has not yet been adopted by the FRSC.

- *International Financial Reporting Standards (IFRS) 15, Revenue from Contracts with Customers*

IFRS 15 was issued in May 2014 and establishes a new five-step model that will apply to revenue arising from contracts with customers. Under IFRS 15, revenue is recognized at an amount that reflects the consideration to which an entity expects to be entitled to in exchange for transferring goods or services to a customer. The principles in IFRS 15 provide a more structured approach to measuring and recognizing revenue. The new revenue standard is applicable to all entities and will supersede all current revenue recognition requirements under IFRS. Either a full or modified retrospective application is required for annual periods beginning on or after January 1, 2017, with early adoption permitted. This mandatory adoption date was moved to January 1, 2018.

The Company is currently assessing the impact of IFRS 15 and plans to adopt the new standard on the required effective date once adopted locally.

*Deferred*

*PFRS 10, Consolidated Financial Statements and PAS 28, Investments in Associates and Joint Ventures - Sale or Contribution of Assets between an Investor and its Associate or Joint Venture*

These amendments address an acknowledged inconsistency between the requirements in PFRS 10 and those in PAS 28 in dealing with the sale or contribution of assets between an investor and its associate or joint venture. The amendments require that a full gain or loss is recognized when a transaction involves a business (whether it is housed in a subsidiary or not). A partial gain or loss is recognized when a transaction involves assets that do not constitute a business, even if these assets are housed in a subsidiary. These amendments are originally effective from annual periods beginning on or after January 1, 2016. This mandatory adoption date was later on deferred indefinitely.

---

## **5. Summary of Significant Accounting Judgments and Estimates**

The Company makes estimates and assumptions that affect the reported amounts of the assets and liabilities within the next financial year. Estimates and judgments are continually evaluated and are based on historical experience and other factors, including expectations of future events that are believed to be reasonable under the circumstances.

*(i) Judgments*

The following judgments were applied which have the most significant effect on the amounts recognized in the financial statements.

*Determination of functional currency*

The Company has determined that its functional currency is the Philippine peso which is the currency of the primary economic environment in which the Company operates.

*Classifying financial instruments*

The Company classifies a financial instrument, or its component parts, on initial recognition as a financial asset, a financial liability or an equity instrument in accordance with the substance of the contractual agreement and the definitions of a financial asset, a financial liability or an equity instrument. The substance of the financial instrument, rather than its legal form, governs its classification in the statements of financial position.

*Classification of leases*

Judgment is exercise in determining whether substantially all the significant risk and rewards of ownership of the leased asset is transferred to the Company. Leases where the lessor transfer all the risk and rewards incidental to the ownership of the leased asset are taken up as finance leases. Leases where the lessor retains all the risk and rewards to assets are taken up as operating leases.

*Determination of fair value of assets and liabilities*

The Company measures fair value of assets and liabilities using the following fair value hierarchy that reflects the significance of the inputs used in making the measurements.

Level 1

Included in the Level 1 category are assets and liabilities that are measured in whole or in part by reference to published quotes in an active market. Assets and liabilities are regarded as quoted in an active market if quoted prices are readily and regularly available from an exchange, dealer, broker, industry group, pricing service or regulatory agency and those prices represent actual and regularly occurring market transactions on an arm's length basis.

Level 2

Inputs other than quoted prices included within level 1 that are observable for the asset or liability, either directly (that is, as prices) or indirectly (that is, derived from prices)

Level 3

Inputs for the asset or liability that are not based on observable market data (that is, unobservable inputs)

Fair value measurement is disclosed in Note 6.

*(ii) Estimates*

The key assumptions concerning the future and other key sources of estimation of uncertainty at end of reporting period, that have significant risk of causing a material adjustment to the carrying amounts of assets and liabilities within the next financial year are discussed below:

*Estimating Allowance for probable losses on receivables*

The Company estimates the allowance for probable losses related to its trade receivable based on assessment of specific accounts when the Company has information that certain customers are unable to meet their financial obligation. In these cases, management uses the best available facts and circumstances including but not limited to third party credit reports and known market factors.

The Company recognized an allowance of P193,623 in 2015. No allowance for probable loss was recognized for the year 2014.

*Estimating NRV of inventories*

The carrying value of inventories is carried at lower of cost and NRV. The estimates used in determining NRV is dependent on the recoverability of its cost with reference to



existing market prices, location or the recent market transactions. The amount and timing of recorded cost for any period would differ if different estimates were used.

*Estimating Useful Lives of Property and Equipment*

The Company reviews annually the estimated useful lives of property and equipment, based on the period on which the assets are expected to be available for use. It is possible that future results of operation could be materially affected by changes in these estimates. A reduction in the estimated useful lives of property and equipment would increase recorded depreciation and decrease the related asset account.

During the year, the Company reviewed the useful life of leasehold improvement. It was determined that the leasehold improvements still have a remaining useful life of 6 years which approximates the years at the end of the lease term.

During 2014, the Company assessed that fully depreciated items of transportation equipment have aggregate recoverable value amounting to P1 million when retired and/or sold to interested party. Accordingly, same amount was reversed from accumulated depreciation of property and equipment. The assessment was based on sales and listings of comparable items of the same type and condition.

The carrying value of property and equipment as at December 31, 2015 and 2014 amounted to P119,935,693 and P136,684,686, respectively.

*Deferred tax assets*

The Company reviews the carrying amounts of deferred tax asset at each end of reporting period and reduces the deferred tax asset to the extent that it is no longer probable that sufficient taxable profit will be available to allow all or part of the deferred tax assets to be utilized.

*Estimating Retirement Benefits*

The determination of the Company's obligation and cost for retirement and other retirement benefits which is based on RA 7641 is dependent on the length of stay of the qualifying employees and reaching the age of 60 upon retirement. Annually, retirement benefits are computed based on existing employees and there is no assurance that the employee will still be with the Company at the age of retirement.

Retirement benefit cost recognized in the financial statements amounted to P123,228 in 2015 and P123,227 in 2014.

*Impairment of financial assets*

The company follows the guidance of PAS 39 on determining when the investment is other than temporarily impaired. This determination requires significant judgment. In making this judgment, the Company evaluates, among other factors, the duration and extent to which the fair value of investment is less than its cost; and the financial health of and near-term business outlook for the investee, including factors such as industry and sector performance, changes in technology and operational and financing cash flow.

*Impairment of non-financial asset*

The Company assesses impairment on assets whenever events or changes in circumstances indicate that the carrying amount of an asset may not be recoverable. Several factors are considered which could trigger that impairment has occurred. Though management believes that the assumptions used in the estimation of fair values reflected in the financial statements are appropriate and reasonable, significant changes in these assumptions may materially affect the assessment of recoverable values and any resulting impairment loss could have material adverse effect on the results of operations.

As at December 31, 2015 and 2014, management believes that no provision for impairment losses is necessary.

*Measurement of stock options*

The compensation resulting from stock options is measured based on the fair market value of the stock option on the date of grant. If the fair value of the stock option cannot be estimated reliably, the intrinsic value method is used. The intrinsic value is the excess of the market value of the share over the option price.

During 2010, the TBGI Remuneration Committee met to discuss the request of the Chief Financial Officer to indefinitely defer the Stock Option plan for the CEO. The Stock Options Plan for the CEO may be restored only upon the recommendation of the Remuneration Committee and subject to the approval of the Board of Directors.

As at December 31, 2015 and 2014, share options outstanding amounted to P8,921,814.

---

**6. Fair Value Measurement**

The fair value for instruments traded in active market at the reporting date is based on their quoted market price. For all other financial instruments not listed in an active market, the fair value is determined by using appropriate techniques or comparison to similar instruments for which market observable price exists.

Where the transaction price in a non-active market is different from the fair value of other observable current market transactions in the same instruments or based on a valuation technique, the Company recognizes the difference between the transaction price and the fair value in the statements of income unless it qualifies for recognition as some other type of asset.

The table below analyzes assets and liabilities measured at fair value at the end of the reporting period, by the level in the fair value hierarchy into which the fair value measurement is categorized.

<u>2015</u>		<u>Level 1</u>	<u>Level 2</u>	<u>Level 3</u>	<u>Total</u>
Cash and cash equivalents	P	1,390,132	P -	P -	P 1,390,132
Trade receivables		14,142,354	-	-	14,142,354
Other current assets		-	4,128,973	-	4,128,973
Other non-current assets		3,810,638	-	-	3,810,638
Advances for projects		5,329,758	-	-	5,329,758
Property and equipment		-	119,935,693	-	119,935,693
Investment properties		-	38,368,800	6,919,000	45,287,800
Accounts payable and accrued expenses		-	(1,274,114)	-	(1,274,114)
Interest bearing liabilities		(5,565,588)	-	-	(5,565,588)

<u>2014</u>		<u>Level 1</u>	<u>Level 2</u>	<u>Level 3</u>	<u>Total</u>
Cash and cash equivalents	P	4,148,114	P -	P -	P 4,148,114
Trade receivables		20,119,243	-	-	20,119,243
Other current assets		-	2,641,394	-	2,641,394
Short term investments		-	11,617,700	-	11,617,700
Other non-current assets		9,855,616	-	-	9,855,616
Advances for projects		14,812,844	-	-	14,812,844
Property and equipment		-	136,684,686	-	136,684,686
Investment property		-	38,368,800	6,919,000	45,287,800
Accounts payable and accrued expenses		-	(1,083,172)	-	(1,083,172)
Interest bearing liabilities		(5,264,806)	-	-	(5,264,806)

Fair values were determined as follows:

- *Cash and cash equivalents, short-term investments, receivables and other financial liabilities* – the fair values are approximately the carrying amounts at initial recognition due to their short-term nature.
- *Property and equipment*– fair value was based on appraiser's report. It is estimated using Market Data Approach, which is based on sales and listings of comparable property registered within the vicinity that considered factors such as locations, size and shape of the properties.
- *Investment properties* – the valuation approach used in the independent appraiser's report was Sales Comparison Approach, which estimates the value of asset by comparing similar or substitute properties and related market data.

---

## 7. Financial Risk Management Objectives and Policies

### Financial Risk

The Company's activities expose it to a variety of financial risk. These risks arise from open positions in interest rate, currency and equity products, all of which are exposed to general and specific market movements. The Company's overall risk management program seeks to minimize potential adverse effects on the financial performance of the Company. The policies for managing specific risks are summarized below:

- *Credit Risk*  
Credit risk refers to the risk that counterparty will default on its contractual obligations resulting in financial loss to the Company. The Company has adopted a policy of only dealing with creditworthy counterparties, and obtaining sufficient collateral, where appropriate, as a means of mitigating the risk of financial loss from defaults.

The table below shows the gross maximum exposure to credit risk of the Company as at December 31, 2015 and 2014.

	Gross Maximum Exposure			
	2015		2014	
Cash and cash equivalents *	P	1,377,132	P	4,135,114
Trade receivables		21,291,335		27,074,601
Other current asset		1,929,639		-
Advances for projects		5,329,758		14,812,844
Other non current assets**		3,678,693		5,055,616
	P	33,606,557	P	51,078,175

\*excludes cash on hand

\*\*excludes rent receivable on transponder lease

The credit risk on cash and cash equivalents are limited since funds are invested in financial institutions with high credit ratings.

Trade receivables are accounts with CBCP World Corporation and Peachtree Investment Ltd. where appropriate trade relations have been established including billings and collections processes.

Other current asset is the current portion of receivables from Summit One Condominium Corporation on the sale of a communication tower bearing an interest rate of 7.5% per annum.

Other non-current assets consists of receivables from affiliated companies, security deposits on lease contracts where the Company is the lessee and receivable from sale of a communication tower, which is broken down as follows:

	2015	2014
Security deposits	1,375,242	455,505
Receivable from sale of Rohn Tower	1,368,951	-
Affiliated companies	934,500	4,600,111
	<b>3,678,693</b>	<b>5,055,616</b>

Receivable from affiliated companies and security deposits do not bear interest, while receivable from sale of Rohn Tower earns an interest of 7.5% per annum.

The credit quality of the Company's assets as at December 31, 2015 and 2014 is as follows:

	December 31, 2015					
	Neither past due nor impaired		Past due but not impaired	Past due and impaired	Total	
	High grade	Standard grade				
Cash and cash equivalents	P 1,377,132	P -	P -	P -	P 1,377,132	
Trade receivables	-	5,410,100	8,732,254	7,148,981	21,291,335	
Other current assets	-	1,929,639	-	-	1,929,639	
Advances for projects	-	5,329,758	-	-	5,329,758	
Other non-current assets	-	3,810,635	-	-	3,810,635	
	<b>P 1,377,132</b>	<b>P 16,480,132</b>	<b>P 8,732,254</b>	<b>P 7,148,981</b>	<b>P 33,738,499</b>	

	December 31, 2014					
	Neither past due nor impaired		Past due but not impaired	Past due and impaired	Total	
	High grade	Standard grade				
Cash and cash equivalents	P 4,135,114	P -	P -	P -	P 4,135,114	
Trade Receivables	-	4,536,650	15,582,593	6,955,358	27,074,601	
Advances for projects	-	14,812,844	-	-	14,812,844	
Other non-current assets	-	5,055,616	-	-	5,055,616	
	<b>P 4,135,114</b>	<b>P 24,405,110</b>	<b>P 15,582,593</b>	<b>P 6,955,358</b>	<b>P 51,078,175</b>	

High-grade cash and cash equivalents are short-term placements and working cash fund placed, invested, or deposited in banks belonging to the top banks in the Philippines in terms of resources and profitability.

Standard grade accounts are active accounts with propensity of deteriorating to mid-range age buckets. These accounts are typically not impaired as the counterparties generally respond to credit actions and update their payments accordingly.

The aging analysis of past due but not impaired trade receivables is as follows:

	2015		2014	
61-90 days past due	P	2,358,300	P	2,230,850
over 90 days		6,373,954		13,351,743
	P	8,732,254	P	15,582,593

*Liquidity Risk*

Liquidity or funding risk is the risk that an entity will encounter difficulty in raising funds to meet commitments associated with financial instruments. Either liquidity risk may result from the inability to sell financial assets quickly at their fair values; or counterparty failing on repayment of a contractual obligation; or insurance liability falling due for payment earlier than expected; or inability to generate cash inflows as anticipated.

The Company manages its liquidity profile to (i) ensure that adequate funding is available at all times; (ii) meet commitments as they arise without incurring unnecessary costs; (iii) to be able to access funding when needed at the least possible cost, and (iv) maintain an adequate time spread of financing maturities.

The table below summarizes the maturity profile of the Company's financial liabilities at December 31, 2015 and 2014.

	December 31, 2015								
	< 1 month		> 1 month & < 3 months		> 3 months & < 1 year		> 1 year & < 3 years		Total
Accounts payable and accrued expenses	P	359,114	P	-	P	915,000	P	-	P 1,274,114
Interest-bearing liabilities									
Loans payable		-		5,565,588		-		-	5,565,588
	P	359,114	P	5,565,588	P	915,000	P	-	P 6,839,702

	December 31, 2014								
	< 1 month		> 1 month & < 3 months		> 3 months & < 1 year		> 1 year & < 3 years		Total
Accounts payable and accrued expenses	P	139,274	P	243,898	P	700,000	P	-	P 1,083,172
Interest-bearing liabilities									
Loans payable		-		-		-		5,264,806	5,264,806
	P	139,274	P	243,898	P	700,000	P	5,264,806	P 6,347,978

*Market Risk*

Market risk is the risk of change in fair value of financial instruments from fluctuation in foreign exchange rates (currency risk), market interest rates (interest rate risk) and market prices (price risk), whether such change in price is caused by factors specific to the individual instrument or its issuer or factors affecting all instruments traded in the market.

Market risk is the risk to an institution's financial condition from volatility in the price movements of the assets contained in a portfolio. Market risk represents what the Company would lose from price volatilities. Market risk can be measured as the potential gain or loss in a position or portfolio that is associated with a price movement of a given probability over a specified time horizon.

i. Currency risk

The Company is exposed to foreign exchange risk arising from currency exposures primarily with respect to the US Dollar. Foreign exchange risk arises when future commercial transactions and recognized assets and liabilities are denominated in a currency that is not the company's functional currency. Significant fluctuations in the exchanges rates could significantly affect the Company's financial position.

The carrying amounts of the Company's foreign currency denominated monetary assets and liabilities at reporting date are as follows:

	2015		2014	
	US Dollar	Peso Equivalent	US Dollar	Peso Equivalent
Cash and cash equivalents	\$ 1,293	P 61,003	\$ 1,818	P 81,109
Advances for projects	113,000	5,329,758	332,000	14,812,844
Bank loans	(118,000)	(5,565,588)	(118,000)	(5,264,806)

The following table demonstrates the sensitivity to a reasonable change in the US\$ exchange rate, with all other variables held constant, the Company's income before tax for the years ended December 31, 2015 and 2014:

Increase/decrease in Peso to US Dollar Rate	Effect on Income Before Taxes	
	2015	2014
+P5.00	P (18,535)	P 1,079,090
-P5.00	18,535	(1,079,090)

There is no other impact on the Company's equity other than those affecting profit and loss.

ii. Interest rate risk

Interest rate risk is the risk that the value or future cash flows of a financial instrument will fluctuate because of changes in market interest rates. Floating interest rate instruments expose the Company to cash flow interest risk, whereas fixed interest rate instruments expose the Company to fair value interest risk.

The Company's interest risk policy requires it to manage interest rate risk by maintaining an appropriate mix of fixed and variable rate instruments. The policy also requires it to manage the maturities of interest bearing financial assets. Interest on fixed interest rate instruments is priced at inception of the financial instrument and is fixed until maturity.

Exposure to interest rate risk is due to a foreign currency denominated bank loan with interest of 1-month LIBOR + 2.5% with principal amounting to USD118,000.

The sensitivity analyses have been determined based on the exposure to interest rates for foreign currency loans that are subject to repricing. If interest rates had been 200 basis points higher/ lower and all other variables were held constant, the Company's profit before taxes would decrease/ increase by P111,312 in 2015 and P105,296 in 2014. This is mainly attributable to the Company's exposure to interest rates on its variable rate financial assets.

*Operational risk*

Operational risk is the risk of loss from system failure, human error, fraud, or external events. When controls fail to perform, operational risk can cause damage to reputation, have legal or regulatory implications or can lead to financial loss. The Company cannot expect to eliminate all operational risk but initiating a rigorous control framework and by monitoring and responding to potential risks, the Company is able to manage the risks. Controls include effective segregation of duties, access controls, authorization and reconciliation procedures, staff education, and assessment processes. Business risk such as changes in environment, technology, and industry are monitored through the Company's strategic planning and budgeting processes.

*Capital management*

The Company manages its capital to ensure that it will be able to continue as a going concern while maximizing the return to stakeholders through the optimization of the debt and equity balance.

The Company sets the amount of capital in proportion to risk. The Company manages the capital structure and adjusts it in light of changes in economic conditions and the risk characteristics of the underlying assets. In order to maintain or adjust the capital structure, the Company may adjust the dividends paid to shareholders, issue new shares, or sell assets to reduce debt.

The capital structure of the Company consists of issued capital, share premium, revaluation increment and retained earnings.

The financial ratio at the year-end, which is within the acceptable range of the Company, is as follows:

	<b>2015</b>		2014	
Equity	<b>P</b>	<b>300,985,193</b>	P	299,725,532
Total Assets		<b>308,730,820</b>		361,616,952
Ratio		<b>0.975</b>		0.829

## 8. Cash and cash equivalents

As at December 31, 2015 and 2014, cash and cash equivalents represent cash on hand and cash in banks of P1,390,132 and P4,148,114, respectively.

Cash in bank represents current accounts and US dollar account that earn interests at prevailing bank interest rates.

## 9. Trade receivables

The composition of this account is as follows:

	<b>2015</b>		2014	
Trade				
In local currency	<b>P</b>	<b>9,629,727</b>	P	8,983,827
In foreign currency		<b>11,661,608</b>		18,090,774
		<b>21,291,335</b>		27,074,601
Less: Allowance for probable losses		<b>(7,148,981)</b>		(6,955,358)
	<b>P</b>	<b>14,142,354</b>	P	20,119,243

Receivable in foreign currency represents subscription on uplink services from a customer based in Hong Kong. Unrealized foreign exchange gain on this account amounted to P155,529 in 2015 and P41,082 in 2014.

Breakdown of allowance for probable losses is as follows:

	<b>2015</b>		2014	
Balance, January 1	<b>P</b>	<b>6,955,358</b>	P	6,955,358
Provision		<b>193,623</b>		-
Balance, December 31	<b>P</b>	<b>7,148,981</b>	P	6,955,358

## 10. Short-term investments

Short-term investments are foreign currency denominated bonds earmarked for the acquisition of capital equipment to augment the Company's expansion plans.

These investments were disposed of during the year with proceeds amounting to P11,700,000. The proceeds of these investments were used to pay the Company's stock subscription with ATN Solar, as approved by the Board of Directors in a special meeting

held on October 15, 2015. In the same meeting, the Board approved the postponement of investing in new telecommunication equipment since the existing inventory is adequate for its current operations.

---

## 11. Other current assets

This account consists of the following:

	2015		2014	
Spare parts inventory	P	2,199,334	P	2,641,394
Other receivables		1,929,639		-
	P	4,128,973	P	2,641,394

Spare parts inventory consists of communication supplies and materials that are normally provided to customers in the delivery of services. Spare parts inventory amounting to P2,199,334 in 2015 and P2,641,394 in 2014 are carried at cost which approximates its net realizable value.

Spare parts inventory costing P442,060 and P859,654 was transferred to property and equipment in 2015 and 2014, respectively (see Note 16).

Other receivables represents current portion of receivable from sale of Rohn Tower (see Note 15).

---

## 12. Advances for projects

In accordance with the Memorandum of Agreement (MOA) entered between certain member of the Board of Directors (BOD) and the Company dated November 5, 2008, the latter made an investment in e-commerce including media, telecoms, internet and education technology services.

As of December 31, 2015 and 2014, the breakdown of this advances are as follows:

	2015		2014	
	US\$	PhP	US\$	PhP
Solar PV Project, Rodriguez Rizal	113,000	5,329,758	113,000	5,041,721
Media/Satellite Project	-	-	52,000	2,320,084
ESI Webeoc Project	-	-	70,000	3,123,190
Solar PV Project, KSA	-	-	97,000	4,327,849
	113,000	5,329,758	332,000	14,812,844

Brief descriptions of these projects are as follows:

- (i) *Solar PV Project in Rodriguez, Rizal*  
The Company provided a total of US\$113,000 to this project to construct a 30MW Solar PV in Rodriguez, Rizal and to be undertaken by ATN Philippine Solar Energy Group, Inc., an associate of the Company.
- (ii) *Media/Satellite Project*  
This project aims to assist and complement the Department of Education's Digital Internet Connectivity Program to service almost 2,000 public schools in remote areas of Mindanao and also aims to expand its International Internet Exchange Node landing gateway in Batangas. Allocation to this project amounts to US\$70,000 in 2014.



(iii) *ESI Webeoc Project for (a) Metropolitan Manila Development Authority and (b) Office of the Executive Secretary*

With total project allocation of US\$70,000, TBGI intends to provide Webeoc system for MMDA and Office of the Executive Secretary concerning security, military, transportation, disaster management, among others, to these government agencies.

(iv) *42,000 MW Solar PV project in Kingdom of Saudi Arabia*

The project aims to participate in harnessing solar energy to power Saudi Arabia's new cities by construction of 42,000 MW Solar PV. This project has an allocation of US\$97,000 in 2014.

During 2015, funds for certain projects in the amount of US\$219,000 were returned by a certain member of the BOD. It was agreed by both parties that these withdrawn funds be used in other projects of the Company.

### 13. Investment in an Associate

The composition of this account is as follows:

	2015	2014
Cost		
Beginning	P 112,500,000	P 30,000,000
Additions	-	82,500,000
Ending	<b>112,500,000</b>	112,500,000
Equity in net loss		
Beginning	<b>(2,336,424)</b>	(241,130)
Share in net loss	<b>(1,205,603)</b>	(2,095,294)
Ending	<b>(3,542,027)</b>	(2,336,424)
Net	<b>P 108,957,973</b>	P 110,163,576

Investment in an Associate pertains to a 30% equity interest in ATN Philippines Solar Energy Group, Inc. (ATN Solar). The subscription of P 82.5 million (82.5 million shares at P1 par value per share) was made in 2014 following the increase in authorized share capital of ATN Solar, of which P28.25 million was paid during 2014 and the remaining P54.25 million was paid on various dates during 2015. Management asserts that its equity interest it held in the associate qualifies it to exercise significant influence on ATN Solar.

ATN Solar is a grantee of Solar Energy Service Contract with the Philippine Government through the Department of Energy to develop, own and operate a 30MW solar power plant in Rodriguez, Rizal. As of December 31, 2015, ATN Solar is still in pre-operating stage.

The financial information of ATN Solar as of and for the years ended December 31, 2015 and 2014 is as follows:

	2015	2014
Total assets	P 573,479,323	P 317,684,650
Total liabilities	210,458,117	90,639,268
Net loss	<b>(4,018,678)</b>	(6,984,314)

### 14. Franchise-net

The Company holds a 25-year Congressional Franchise to construct, establish, install, maintain, and operate communication systems for the reception and transmission of messages within the Philippines with a cost of P15M.

The movement in this account is as follows:

		2015		2014
Balance, January 1	P	5,542,405	P	6,142,405
Amortization		(600,000)		(600,000)
Balance, December 31	P	4,942,405	P	5,542,405

## 15. Other non-current assets

This account consists of:

		2015		2014
Advances to (see Note 25):				
Palladian Land Development Inc. (PLDI)	P	910,483	P	3,538,037
ATN Holdings, Inc. (ATN)		-		1,062,074
ATN Phils. Solar Energy Group Inc. (Solar)		24,017		-
Security deposits		1,375,242		455,505
Other receivable		1,368,951		-
Rent receivable		131,945		-
Other asset		-		4,800,000
	P	3,810,638	P	9,855,616

Details of these accounts are as follows:

- Security deposits are made to secure leasing arrangement on transponders. These deposits are refundable at the expiration of lease term.
- Other receivable arose from the sale of Rohn Tower (described below). The term of the sale is a 2-year period subject to 7.5% interest per annum. The amount due within 1 year is P1.9 million presented as part of *Other current asset*.
- Rent receivable pertains to the difference of applying straight-line method of PAS17 and the payment schedule of the lease contract. The difference will be applied to the last month of the lease term.
- Other asset represents the face value of a communication equipment (Rohn Tower) acquired through exchange for the face value of receivable owed by a certain trade debtor. The Rohn Tower was eventually sold to a third party in 2015 for P4.8 million.

Management believes that the carrying value of *Security deposits* and *Other receivable* approximates its fair values.

## 16. Property and equipment - net

The movement in this account is as follows:

2015	Building & improvements	Uplink/data Equipment	Furniture & Fixtures	Leasehold improvements	Transportation equipment	Total
<b>Carrying Amount</b>						
At January 1, 2014	P 23,893,402	P 252,459,042	P 5,180,726	P 19,145,709	P 14,675,284	P 315,354,163
Reclassification from spare parts inventory	-	442,060	-	-	-	442,060
Additions	-	-	-	-	-	-
At December 31, 2014	23,893,402	252,901,102	5,180,726	19,145,709	14,675,284	315,796,223
<b>Accumulated depreciation</b>						
At January 1, 2014	17,114,739	139,197,994	1,997,710	9,700,110	10,658,924	178,669,477
Provisions	1,194,669	11,846,246	781,833	2,147,992	1,220,313	17,191,053
At December 31, 2014	18,309,408	151,044,240	2,779,543	11,848,102	11,879,237	195,860,530
<b>Net Book Value</b>						
At December 31, 2014	P 5,583,994	P 101,856,862	P 2,401,183	P 7,297,607	P 2,796,047	P 119,935,693

2014	Building & improvements	Uplink/data Equipment	Furniture & Fixtures	Leasehold improvements	Transportation equipment	Total
<b>Carrying Amount</b>						
At January 1, 2013	P 23,893,402	P 251,599,388	P 5,180,726	P 19,145,709	P 14,675,284	P 314,494,509
Reclassification from spare parts inventory	-	859,654	-	-	-	859,654
Additions	-	-	-	-	-	-
At December 31, 2013	23,893,402	252,459,042	5,180,726	19,145,709	14,675,284	315,354,163
<b>Accumulated depreciation</b>						
At January 1, 2013	16,045,068	126,688,911	1,784,641	8,801,264	10,539,753	163,859,637
Provisions	1,069,671	12,509,083	213,069	898,846	119,171	14,809,840
At December 31, 2013	17,114,739	139,197,994	1,997,710	9,700,110	10,658,924	178,669,477
<b>Net Book Value</b>						
At December 31, 2013	P 6,778,663	P 113,261,048	P 3,183,016	P 9,445,599	P 4,016,360	P 136,684,686

Building and improvements, uplink equipment, leasehold improvements and data equipment were revalued on October 28, 2002 by a firm of independent appraisers at market prices. The net appraisal increment resulting from the revaluation is credited to the "Revaluation Increment" account shown under equity. The amount of revaluation increment absorbed through depreciation is transferred from the revaluation increment to retained earnings. Management believes that fair value has not significantly changed since date of initial valuation.

Had the building and improvements, uplink equipment, leasehold improvements and data equipment been carried at cost less accumulated depreciation, amortization and impairment losses, if any, their carrying amounts would have been as follows:

	2015	2014
Building and improvements	P -	P 192,570
Uplink/data equipment	-	634,170

## 17. Investment properties

The movements of this accounts is as follows:

	2015	2014
Balance at beginning of year	P 45,287,800	P 50,287,400
Fair value losses recognized during the year	-	(4,999,600)
Balance at end of year	<b>P 45,287,800</b>	P 45,287,800

Investment property consists of the following:

	2015	2014
Condominium units	P 38,368,800	P 38,368,800
Land and improvements	6,919,000	6,919,000
Balance at end of year	<b>P 45,287,800</b>	P 45,287,800

Condominium units represent the beneficial ownership of commercial units held at Summit One Office Tower in Mandaluyong City. The fair market value is determined by a firm of independent appraiser on March 4, 2014 using the Sales Comparison Approach, a comparative approach valuation that considers the sales of similar or substitute properties and related market data and establishes a value estimate by processes involving comparison. Accordingly, the Company categorized these condominium units under Level 2 of the fair value hierarchy. Management believes that there are no present material factors that would significantly increase or decrease the fair value of these properties as of December 31, 2015.

Land and improvements represents a parcel of residential lot located in Paliparan 1, Dasmariñas, Cavite. Certain developer is currently selling a mass housing project within its close vicinity. The pricing model of the said developer was used by management as a guide in determining fair value of its own property. The fair value amounted to P7 million. The property is valued in terms of its highest and best use which is categorized under Level 3 of the fair value hierarchy.

The description of valuation techniques and inputs used in determining the fair value of investment properties classified as Level 3 in the fair value hierarchy is as follows:

Valuation techniques	Significant unobservable inputs	Range
Sales comparison approach	Selling price (per square meter) Size Location Neighborhood Transport/Road network	P6,100 - P14,000

Sales comparison approach is a comparative approach to value that considers the sales of similar or substitute properties and related market data and establishes a value estimate by processes involving comparison. Except for selling price, the quantitative information on significant unobservable inputs cannot be determined by management alone.

As of December 31, 2015 the lot remains idle and no immediate plans to develop or sell the property nor has it any contractual obligation to develop the property or for repairs, maintenance and enhancements.

During 2015 and 2014, there were no transfers between levels of fair value hierarchy.

Rental income and direct operating expenses from investment properties included in the statement of income are as follows:

	2015	2014	2013
Rental income	P 2,522,038	P 2,248,872	P 2,047,872
Direct operating expenses on investment properties that:			
Generated rental income	160,125	160,125	160,125
Did not generate rental income	829	829	829

## 18. Accounts payable and accrued expenses

This account consists of:

	2015	2014
Trade payables	P 491,997	P 243,897
Accrued and other liabilities	162,117	414,275
Deposits	620,000	425,000
	P 1,274,114	P 1,083,172

Trade payables which include transponder lease and internet services are settled on a 1-3 months term. Accrued expenses are settled on a 30-day term. Other liabilities include statutory liabilities payable in subsequent month.

Deposits are amounts paid by clients as guarantee to agreements entered into by the Company. The amount is expected to be settled upon the termination of the contract.

The management believes that the carrying value of *Trade payables*, *Accrued and other liabilities* and *Deposits* approximates its fair values

## 19. Interest-bearing liabilities

In 2013, the Company obtained a US Dollar loan from China Banking Corporation with principal amount of US\$118,000 payable in full after three (3) years. The loan is subject to (i) floating interest rate of 1M LIBOR + 2.5% payable monthly in arrears and (ii) collateralized by a real estate mortgages owned and executed by a related party, namely, Palladian Land Development, Inc. Loan proceeds were used for working capital requirements.

The movement of this account is as follows:

	2015	2014
Balance at beginning of year	P 5,264,806	P 5,240,852
Effect of foreign exchange	300,782	23,954
Balance at end of year	5,565,588	5,264,806

Total interest expense paid and accrued reported in the statement of income amounted to P161,277 in 2015 and P153,951 in 2014.

Management believes that the carrying value of the loan at year end is a reasonable approximation of its fair value of December 31, 2015 and 2014.

## 20. Compensation and benefits

The breakdown of this account is as follows:

	<b>2015</b>	2014
Salaries and wages	<b>P 1,444,271</b>	P 1,452,251
Provision for retirement benefit cost		
Current service cost	<b>123,228</b>	123,227
Actuarial gain	<b>(573,134)</b>	-
	<b>994,366</b>	1,575,478

The Company provides retirement benefits in accordance with the provisions of Republic Act No. 7641 (RA 7641), prescribing the minimum retirement benefits to be paid by a company to its qualified retiring employees. No actuarial valuations are made since the Company employs a minimal number of employees. The movements of pension liability as of December 31, 2015 and 2014 is as follows:

	<b>2015</b>	2014
Balance at the beginning of the year	<b>P 1,225,341</b>	P 1,102,114
Current service cost	<b>123,228</b>	123,227
Actuarial gain	<b>(573,134)</b>	-
Balance at year end	<b>P 775,435</b>	P 1,225,341

Among others, RA 7641 provides for retirement benefits to retiring employees who have reached sixty (60) years old or more, but not beyond 65 years and have served at least five (5) years in the Company. Such retiring employee is entitled to a retirement pay of one half (1/2) month salary for every year of service computed based on the following components:

- 15 days salary;
- 5 days of service incentive leave; and
- One half (½) of the 13<sup>th</sup> month pay

Management believes that any disparity of retirement benefit cost computed internally against independent actuarial valuations will not significantly affect the Company's financial statements.

## 21. Equity

### *Share capital*

The Company's capital structure is as follows:

	Shares	Amount
<b>Authorized - P1 par value per share</b>	380,000,000	P 380,000,000
<b>Issued and outstanding</b>	222,019,330	222,019,330
<b>Shares held in treasury</b>	437,800	437,800

Issued capital held in treasury totaled 437,800 shares.

The Company's shares are listed and traded at the Philippine Stock exchange ("PSE"). The listing of the offer shares was approved by the Board of Directors of the PSE on October 22, 2003. The listing date is on December 12, 2003.

The Company has committed to issue to ATN Holdings Inc., a related party, 13,000,000 common shares in consideration for the acquisition of investment property and the payment of loan to ATN amounting to P2.5 million in 2007. These shares were to become available after the listing of 170,980,670 unissued common shares. The additional listing of subject shares has not been carried out as of December 31, 2015.

Documentary requirements are still being collated for the Company's application for exemption from the registration of new shares with the Securities and Exchange Commission.

*Share options*

On May 28, 2008, the Company's BOD approved the grant of share option to its Chief Executive Officer (CEO). The CEO has been largely responsible for bringing the Company to its present financial condition. Furthermore, the CEO has not been compensated since his assumption of management in 2000. Hence, the grant of share option to the CEO will be in order.

The share option comprises the following:

- (i) 35 million shares of TBGI at par value of P1.00 per share as compensation for services rendered as CEO of the Company during the period 2001 to 2007, and;
- (ii) 5 million shares of TBGI at par value of P1.00 per share as compensation for services rendered as CEO of the Company during 2008 and onwards, provided, that the subject shares will not be sold in quantities exceeding 20% of the trading volume of Philippine Stock Exchange in any single business day.

The stock options were measured using the intrinsic value method since the fair value of the options cannot be measured reliably.

On April 23, 2009 in a special meeting of the BOD, additional terms of conditions was agreed defining the vesting schedule of the options as management believes that a one-time recognition of the options cannot be afforded in 2008 alone. The vesting period was stretched up to 2023 of which 500,000 shares may be exercised starting 2013 up to 2022. Another 5.5 million shares in 2022 and finally, 30 million shares in 2023

During 2010, the Company's BOD through the Remuneration Committee approved the indefinite deferment of the aforementioned stock options of the CEO. No options were exercised prior to the said deferment.

As of December 31, 2015 and 2014, the stock options has a carrying value of P8,921,814.

*Revaluation increment*

The movement of this account as at December 31 is as follows:

	2015		2014	
Balance, January 1	P	1,075,684	P	3,300,498
Cumulative amount of revaluation absorbed through depreciation		(1,075,684)		(2,224,814)
Balance, December 31	P	-	P	1,075,684

## 22. Direct costs

This account consists of:

	<b>2015</b>		2014		2013
Depreciation (see Note 16)	<b>P 17,191,053</b>	P	14,809,840	P	15,953,644
Transponder lease (see Note 29)	<b>10,716,862</b>		11,444,662		10,860,851
Rental (see Note 29)	<b>2,618,754</b>		2,286,219		2,067,267
Utilities and communication	<b>1,041,814</b>		988,473		837,304
Salaries, wages & other benefits (see Note 20)	<b>994,366</b>		1,575,478		1,321,830
Taxes and licenses	<b>770,435</b>		810,448		776,933
Amortization of franchise	<b>600,000</b>		600,000		600,000
Security services	<b>422,847</b>		310,177		387,667
Transportation and travel	<b>263,618</b>		631,642		1,190,720
Office supplies	<b>182,992</b>		168,151		276,888
Insurance	<b>116,368</b>		234,763		222,624
	<b>P 34,919,109</b>	P	33,859,853	P	34,495,728

## 23. Other Income

The composition of this account is as follows:

	<b>2015</b>		2014		2013
Rent income (see Note 17)	<b>P 2,522,038</b>	P	2,248,872	P	2,047,872
Realized gain on foreign exchange	<b>1,027,203</b>		-		-
Interest income	<b>380,475</b>		540,038		524,459
Unrealized forex gain	<b>165,836</b>		238,736		551,287
Gain on sale of short-term investment	<b>82,300</b>		-		-
	<b>P 4,177,852</b>	P	3,027,646	P	3,123,618

## 24. Administrative expenses

This account consists of:

	<b>2015</b>		2014		2013
Legal and professional fees	<b>P 415,000</b>	P	395,000	P	460,000
Permits, taxes and licenses	<b>420,771</b>		385,740		404,697
Representation and entertainment	<b>349,487</b>		318,922		250,500
Provision for probable losses	<b>193,623</b>		-		601,192
Transportation and travel	<b>104,829</b>		154,716		115,628
Miscellaneous	<b>192,823</b>		51,256		143,738
	<b>P 1,676,533</b>	P	1,305,634	P	1,975,755

Pursuant to a *Teaming Agreement* executed in January 2013, a 75%-25% cost sharing of cost/expenses related to technical operations was implemented. All other cost including, but not limited to salaries, utilities and associate dues shall be borne solely by PLDI.

Accordingly, certain cost and expenses of the Company were significantly reduced since 2013.



## 25. Related party transactions

The following related party transactions occurred during 2015 and 2014:

Related party	Nature of transaction	Amount of Transaction		Year-end balances		Terms and condition
		2015	2014	2015	2014	
<b>Associate</b>						
ATN Solar	Share capital subscription (see Note 13)	<b>P (54,250,000)</b>	P 82,500,000	<b>P -</b>	P 54,250,000	No payment terms
	Advances	<b>1,524,017</b>	-	-	-	
	Collection of advances	<b>(1,500,000)</b>	-	<b>24,017</b>	-	Unsecured, unimpaired and no payment terms
<b>Affiliated companies</b>						
Palladian Land						
Devt. Inc (PLDI)	Rent income	<b>2,152,840</b>	1,299,388	-	-	
	Income for short-term investment	-	535,404	-	-	
	Advances	<b>472,606</b>	729,781	-	-	
	Collection of advances	<b>(5,253,000)</b>	(3,800,000)	<b>910,483</b>	3,538,037	Unsecured, unimpaired and no payment terms
ATN Holdings, Inc. (ATN)	Collection of advances	<b>(1,062,074)</b>	-	-	1,062,074	Unsecured, unimpaired and no payment terms
<b>Related party</b>						
Certain member of the Board of Directors (see Note 12)	Return of funds	<b>(9,483,059)</b>	-	<b>5,329,785</b>	14,812,844	Unsecured, unimpaired and no payment terms

Details of significant related party transactions are as follows:

- As discussed in Note 17, the Company is a beneficial owner of certain condominium units registered under the name of PLDI. Title to the properties has not been released to the Company as the Company intends to sell the properties through the sales network of PLDI. These properties are leased out to third party also through PLDI. Proceeds of the rent are remitted to the Company by the latter.

Rent income collected by PLDI on these properties amounted to P2.2 million in 2015 and P1.3 million in 2014.

- Pursuant to *Teaming Agreements* executed in January 2013 and 2015 between the Company and certain related parties operating within Summit One Condominium Tower, a cost and expense sharing scheme related to technical operations was implemented. All other cost including, but not limited to salaries, utilities, and dues shall be borne by PLDI. Accordingly, certain cost and expenses maybe advanced by a party and to be reimbursed from another party on the proportionate share or usage between the related parties involved.

For the years ended December 31, 2015, 2014, and 2013, the Company charged PLDI and ATN Solar the following expenses representing their proportionate share:

<i>PLDI</i>	<b>2015</b>	2014	2013
Communication, dues, and utilities	<b>P 376,934</b>	P 637,666	P 121,641

<i>ATN Solar</i>	<b>2015</b>	2014	2013
Communication, dues, and utilities	<b>P 591,176</b>	P -	P -

- For the years ended December 31, 2015, 2014, and 2013 the Company did not provide compensation to its key management personnel.

---

## **26. Registration with Clark Special Economic Zone**

The Company is a duly registered Clark Special Economic Zone (“CSEZ”) enterprise with Registration Certificate No. C2013-683 issued last January 10, 2014. This certificate supersedes Certificate of Registration No. 2002-065 dated July 25, 2002 and 95-53 dated November 29, 1995, issued by Clark Development Corporation (“CDC”) to the Company, and shall be valid until December 15, 2016 unless earlier revoked by CDC.

Pursuant to Section 15 of Republic Act No. 7227, Section 5 of Executive Order No. 80 and Proclamation 163, and as further confirmed by BIR Ruling No. 046-95 dated March 3, 1995, the Company is entitled to all incentives available to a CSEZ-registered enterprise, including but not limited to exemption from customs and import duties and national and internal revenues taxes on importation of capital of goods, equipment, raw materials, supplies and other articles including household and personal items.

Subject to compliance with BIR Revenue Regulations and such other laws on export requirements, exemption from all local and national taxes, including but not limited to corporate withholding taxes and value added taxes (“VAT”). In lieu of said taxes, the enterprise shall pay 3% of gross income earned to the national government, 1% to the local government units affected by the declaration of the CSEZ and 1% to the development fund to be utilized for the development of the municipalities contiguous to the base area.

Exemption from inspection of all importations at the port of origin by the Societe Generale de Surveillance (“SGS”), if still applicable, pursuant to Chapter III, C.1 of Customs Administrative Order No. 6-94.

However, in cases where the Company generated income from its sale of services to customs territory customers exceeding 30% of its total income, the entire income from all sources is subjected to the regular corporate income tax of 30% based on net income (e.i. gross income less allowable deductions) rather than the 5% preferential tax based on gross income.

## 27. Income tax expense (benefit)

The major components of provision for income tax for the years ended December 31, 2015, 2014 and 2013 are as follows:

		2015		2014		2013
Current	P	236,075	P	170,355	P	138,026
Deferred		(4,905)		(294,201)		(351,934)
	P	231,170	P	(123,846)	P	(213,908)

The components of deferred taxes that were recognized in the statements of financial position are as follows:

		2015		2014		2013
Deferred tax assets						
Unrealized loss on fair value adjustment						
on investment property - net	P	423,715	P	403,092	P	103,116
Pension liability		38,771		61,267		55,106
Allowance for probable losses		357,449		347,768		347,768
		819,935		812,127		505,990
Deferred tax liability						
Revaluation increment		-		(56,616)		(173,712)
Lease spread on transponder lease		(6,548)		-		-
Unrealized income on foreign exchange		(8,293)		(11,937)		-
		(14,841)		(68,553)		(173,712)
Net	P	805,094	P	743,574	P	332,278

The reconciliation of tax on pretax income computed at the applicable statutory rate to income tax expense is as follows:

		2015		2014		2013
Gross profit before income tax	P	4,477,630	P	1,720,729	P	1,411,017
Statutory income tax (@5%)		223,882		86,036		70,551
Adjustment for:						
Interest income subject to final tax		(19,024)		(27,001)		(26,223)
Depreciation on revaluation increment		56,616		117,095		117,095
Effect of unrecognized deferred income tax		(20,623)		-		-
Provision for probable loss		(9,681)		-		(347,767)
Unrealized fair value loss						
on investment property		-		(299,976)		-
Unrealized foreign exchange gain		-		-		(27,564)
Actual provision for income tax	P	231,170	P	(123,846)	P	(213,908)

## 28. Earnings (loss) per share

Earnings (loss) per share is computed by dividing the profit (loss) for the year by the weighted average number of common shares outstanding during the year as follows:

	2015	2014	2013
Profit (loss) for the year (a)	P 1,203,046	P (6,951,035)	P (532,129)
Weighted average number of shares outstanding during the year (b)	222,019,330	222,019,330	222,019,330
Earnings (loss) per share	0.0054	(0.0313)	(0.0024)

As at December 31, 2015, 2014, and 2013, there are no potential ordinary shares with dilutive effect.

## 29. Lease commitments

### Company as a Lessee

#### (a) Transponder lease with

##### i. ABS Global, Ltd. (formerly known as Asia Broadcast Satellite Ltd)

In June 2014, the Company renewed its transponder lease agreement with Asia Broadcast Satellite, Ltd requiring payment of US\$20,790 until the August 2015.

##### ii. APT Satellite Company Ltd.

After the lease agreement with ABS Global, Ltd., the Company entered into a lease agreement with APT Satellite Company Ltd. to provide transponder satellite service requiring payment of US\$19,500 until August 2017.

Transponder lease recognized in the statements of income amounted to P10,716,862 in 2015, P11,444,662 in 2014, and P10,860,851 in 2013. None of these leases includes contingent lease rental.

#### (b) Lease Agreement with Clark Development Corporation

The Company leases a land it presently occupies in Clarkfield, Pampanga with Clark Development Corporation for a period of twenty-five years starting July 10, 1995 to July 10, 2020.

#### (c) Staff Housing and Guest House

The Company leases its staff houses and a residential unit in Clarkfield, Pampanga. Both leases have minimum term of one year and renewable within one year upon mutual agreement of both parties.

Rent expense recognized in the statements of income amounted to P2,618,754 in 2015, P2,286,219 in 2014, and P2,067,267 in 2013.

Future minimum lease payments from these lease contracts are as follows:

	2015	2014
within 12 months	P 15,507,347	P 11,517,933
more than 12 months	23,785,110	22,954,549
	P 39,292,457	P 34,472,482

### Company as a Lessor

#### (d) Lease Agreement with Various Lessees

Through PLDI, the Company's investment properties are leased to various third parties (see Note 25). The lease is for a period of one year subject to mutual agreement of the lessee and the lessor.

Rent income recognized in the statements of income amounted to P2,522,038 in 2015, P2,248,872 in 2014, and P2,047,872 in 2013.

**30. Supplementary information required under Revenue Regulations 15-2010 and 19-2011**

The Bureau of Internal Revenue (BIR) issued Revenue Regulations (RR) 15-2010 and 19-2011, which require additional tax information to be disclosed in the Notes to Financial Statements. The following information covering the calendar year ended December 31, 2015 is presented in compliance thereto.

*(i) Supplementary information required under RR 15-2010*

- The Company is a CSEZ-registered entity subject to zero-rated value-added tax. Pursuant to Section 15 of Republic Act No. 7227, Section 5 of Executive Order No. 80 and Proclamation 163, the Company is entitled to all incentives available to a CSEZ-registered enterprise.
- The amounts of withholding taxes paid and accrued, by category are as follows:

Tax on compensation	<b>P</b>	<b>18,350</b>
Expanded withholding taxes		<b>8,536</b>

- As of December 31, 2015, the Company has no pending tax cases within and outside the administration of the BIR.

*(ii) Supplementary information required under RR 19-2011*

- The Company's revenue for income tax purposes amounted to P35,218,886.
- The Company's other taxable income represents rental income amounting to P2,522,038.
- Details of Company's direct cost are as follows:

Depreciation and amortization	<b>P</b>	<b>16,058,754</b>
Transponder lease		<b>10,847,820</b>
Rental expense		<b>2,618,754</b>
Salaries, wages and other benefits		<b>1,444,271</b>
Utilities and communication		<b>1,041,814</b>
Taxes and licenses		<b>770,435</b>
Amortization of franchise fee		<b>600,000</b>
Security services		<b>422,847</b>
Transportation and travel		<b>263,618</b>
Office supplies		<b>182,992</b>
Insurance		<b>116,368</b>
	<b>P</b>	<b>34,367,673</b>

- Taxes and licenses presented in the statements of comprehensive income are as follows:

<hr/>			
<i>Direct costs</i>			
Supervision and regulatory fee - NTC	P	753,390	
Other licenses - NTC		17,045	
			<hr/>
			770,435
<hr/>			
<i>Administrative expenses</i>			
Annual listing fee - PSE		253,000	
Business permits and licenses		7,146	
Real property tax		160,125	
Other permits and licenses		500	
			<hr/>
			P 420,771
<hr/>			

### 31. Other significant matters

(i) Non-cash investing activities

The following are the Company's non-cash investing activities

- During 2015 and 2014, additions to property and equipment amounting to P442,060 and P859,654 represent reclassification from spare parts inventory. The same did not involve any cash outflow and was excluded in the preparation of Statement of Cash Flows.
- In accordance with PAS 40, certain investment properties which are carried at fair values recognized a decrease of P4,999,600 million as a result of an appraisal made on March 27, 2014. The decrease in value did not involve any cash transaction.

(ii) Subsequent events

On February 16, 2016, the Company settled its currently maturing bank loan amounting to US\$118,000.

(iii) Reclassification

Certain accounts in 2013 financial statements were reclassified to conform to 2014 financial statement presentation.


PRC-BOA Reg. No. 0132, valid until December 31, 2018  
SEC Accreditation No.0220-FR-1, valid until March 25, 2017  
BIR Accreditation No. 07-000125-001-2013, valid until Oct. 3, 2016

***Independent Auditors' Report on Supplementary Schedules***

The Board of Directors and Stockholders  
**TRANSPACIFIC BROADBAND GROUP INTERNATIONAL, INC.**  
9<sup>TH</sup> Floor, Summit One Tower Bldg.,  
530 Shaw Blvd., Mandaluyong City

We have audited in accordance with Philippine Standards on Auditing, the financial statements of **TRANSPACIFIC BROADBAND GROUP INTERNATIONAL, INC.** (the Company) as at December 31, 2015 and 2014 and for each of the three years in the period ended December 31, 2015, included in this Form 17-A, and have issued our report thereon dated April 1, 2016. Our audits were made for the purpose of forming an opinion on the basic financial statements taken as a whole. The schedules listed in the Index to Supplementary Schedules are the responsibility of the Company's management. These schedules are presented for purposes of complying with Securities Regulation Code Rule 68, As Amended (2011) and are not part of the basic financial statements. These schedules have been subjected to the auditing procedures applied in the audit of the basic financial statements and, in our opinion, fairly state, in all material respects, the information required to be set forth therein in relation to the basic financial statements taken as a whole.

**R. R. TAN AND ASSOCIATES, CPAs**

  
By: **DOMINGO A. DAZA, JR.**  
Partner  
CPA Certificate No. 0109993  
Tax Identification No. 203-917-449  
PTR No. 1462755, January 19, 2016, Pasig City  
SEC Accreditation No. 1088-AR-1, valid until March 25, 2017  
BIR Accreditation No. 07-000124-001-2013, valid until  
October 3, 2016

April 1, 2016  
Pasig City

Transpacific Broadband Group International, Inc.  
Index to Supplementary Schedules  
Under SEC Rule 68, As Amended (2011)

Table of Contents

Schedule	Description	Page
I	List of Applicable Standards and Interpretations	1
II	Financial Soundness Indicators	5
III	Reconciliation of Retained Earnings Available for Dividend Declaration	6
IV	A map showing the relationship between and among the Company and its ultimate Parent Company, subsidiaries and associates	7
A	Financial Assets	8
B	Amounts Receivable from Directors, Officers, Employees, Related Parties and Principal Stockholders (Other than Related Parties)	9
C	Amounts Receivable from Related Parties which are eliminated during the consolidation of financial statements	10
D	Intangible Assets - Other Assets	11
E	Long Term Debt	12
F	Indebtedness to Related Parties (Long-Term Loans from Related Companies)	13
G	Guarantee Securities of Other Issuers	14
H	Capital Stock	15



**Transpacific Broadband Group International, Inc.**  
**Schedule I - Tabular Schedule of All Effective Standards and**  
**Interpretations Pursuant to SRC Rule 68, as Amended**  
**December 31, 2015**

<b>PHILIPPINE FINANCIAL REPORTING AND STANDARDS AND</b>		<b>Adopted</b>	<b>Not</b>	<b>Not</b>
<b>Effective as of December 31, 2015</b>			<b>adopted</b>	<b>applicable</b>
<b>Framework for the Preparation and Presentation of Financial Statements</b>				
	Conceptual Framework Phase A: Objectives and qualitative characteristics	x		
	PFRS's Practice Statement Management Commentary	x		
<b>Philippine Financial Reporting Standards</b>				
PFRS 1 (Revised)	First time adoption of Philippine Financial Reporting Standards			x
	Amendments to PFRS 1: Additional exemptions for First Time Adopters			x
	Amendments to PFRS 1: Limited exemptions from Comparative PFRS 7 Disclosures for First Time Adopters			x
	Amendments to PFRS 1: Severe Hyperinflation and removal of Fixed Date for First Time Adopters			x
	Amendments to PFRS 1: Government Loans			x
PFRS 2	Share - Based Payment	x		
	Amendments to PFRS 2: Vesting Conditions and Cancellations			x
	Amendments to PFRS 2: Group Cash - Settled Share-Based Payment Transactions			x
PFRS 3 (Revised)	Business Combinations			x
PFRS 4	Insurance Contracts			x
	Amendments to PAS 39 and PFRS 4: Financial Guarantee Contracts			x
PFRS 5	Non-current assets held for sale and discontinued operations			x
PFRS 6	Exploration for and Evaluation of Mineral Resources			x
PFRS 7	Financial Instruments: Disclosures	x		
	Amendments to PFRS 7: Transition	x		
	Amendments to PAS 39 and PFRS 7: Reclassification of Financial	x		
	Amendments to PAS 39 and PFRS 7: Reclassification of Financial Assets - Effective Date and Transition	x		
	Amendments to PFRS 7: Improving Disclosures About Financial	x		
	Amendments to PFRS 7: Disclosures - Transfers of Financial Assets	x		
	Amendments to PFRS 7: Disclosures - Offsetting Financial Assets and Financial Liabilities	x		
	Amendments to PFRS 7: Mandatory Effective Date of PFRS 9 and Transition Disclosures		Not early adopted	
	Amendments to PFRS 7: Hedge Accounting		Not early adopted	
PFRS 8	Operating Segments			x
PFRS 9 (2014)	Financial Instruments		Not early adopted	
PFRS 10	Consolidated Financial Statements			x
	Amendments to PFRS 10: Transition Guidance			x
	Amendments to PFRS 10, PFRS 12 and PAS 27: Investment Entities			x
	Amendments to PFRS 10, PFRS 12 and PAS 27: Investment Entities - Applying the Consolidation Exception		Not early adopted	
	Amendments to PFRS 10: Consolidated Financial Statements and PAS 28: Investments in Associates and Joint Ventures - Sale or Contribution of Assets Between An Investor and Its Associate or Joint Venture		Not early adopted	
PFRS 11	Joint agreements			x
	Amendments to PFRS 11: Transition Guidance			x
	Amendments to PFRS 11: Joint Arrangements - Accounting for Acquisitions of Interests in Joint Operations		Not early adopted	
PFRS 12	Disclosure of Interest in Other Entities	x		
	Amendments to PFRS 12: Transition Guidance			x
	Amendments to PFRS 12: Investment Entities			x

PHILIPPINE FINANCIAL REPORTING AND STANDARDS AND Effective as of December 31, 2015		Adopted	Not adopted	Not applicable
PFRS 12	Amendments to PFRS 12: Investment Entities: Applying the Consolidation Exception			x
PFRS 13	Fair Value Measurement	x		
PFRS 14	Regulatory Deferral Accounts		Not early adopted	
PFRS 15	Revenue from Contracts with Customers		Not early adopted	

Philippine Accounting Standards				
---------------------------------	--	--	--	--

PAS 1	Presentation of Financial Statements	x		
	Amendment to PAS 1: Capital Disclosures	x		
PAS 1 (Revised)	Presentation of Financial Statements	x		
	Amendments to PAS 32 and PAS 1: Puttable Financial Instruments and Obligations Arising on Liquidation			x
	Amendments to PAS 32 and PAS 1: Presentation of items of Other Comprehensive Income	x		
	Amendment to PAS 1: Presentation of Financial Statements - Disclosure Initiative		Not early adopted	
PAS 2	Inventories	x		
PAS 7	Statement of Cash flows	x		
PAS 8	Accounting Policies, Changes in Accounting Estimates and Errors	x		
PAS 10	Events After the Balance Sheet Date	x		
PAS 11	Construction Contracts			x
PAS 12	Income Taxes	x		
	Amendment to PAS 12 - Deferred Tax: Recovery of Underlying Assets	x		
PAS 16	Property, Plant and Equipment	x		
	Amendments to PAS 16: Property, Plant and Equipment and PAS 38: Intangible Assets		Not early adopted	
	Amendments to PAS 16: Property, Plant and Equipment and PAS 41: Agriculture - Bearer plants		Not early adopted	
PAS 17	Leases	x		
PAS 18	Revenue	x		
PAS 19 (Amended)	Employee benefits	x		
	Employee benefits: Employee Contributions			x
PAS 20	Accounting for Government Grants and Disclosure of Government Assistance			x
PAS 21	The Effects of Changes in Foreign Exchange Rates	x		
	Amendment: Net investment in a Foreign Operation			x
PAS 23 (Revised)	Borrowing Costs	x		
PAS 24 (Revised)	Related Party disclosures	x		
PAS 26	Accounting and Reporting by Retirement Benefit Plans			x
PAS 27 (Amended)	Separate Financial Statements			x
PAS 28 (Amended)	Investment in Associates and Joint Ventures	x		
	Amendments to PAS 28 (Amended): Sale or Contribution of Assets between an Investor and its Associate or Joint Venture		Not early adopted	
	Amendments to PAS 28: Investment Entities: Applying the Consolidation Exception		Not early adopted	
PAS 29	Financial Reporting in Hyperinflationary Economies			x
PAS 32	Financial Instruments: Disclosure and Presentation	x		
	Financial Instruments: Presentation	x		
	Amendments to PAS 32 and PAS 1: Puttable Financial Instruments and Obligations Arising on Liquidation			x
	Amendment to PAS 32: Classification of Rights issues			x
	Amendments to PAS 32: Offsetting Financial Assets and Financial	x		
PAS 33	Earnings per share	x		
PAS 34	Interim Financial Reporting			x
PAS 36	Impairment of Assets	x		
	Amendments to PAS 36: Recoverable Amount Disclosures for Financial Assets	x		

PHILIPPINE FINANCIAL REPORTING AND STANDARDS AND Effective as of December 31, 2015		Adopted	Not adopted	Not applicable
PAS 37	Provisions, Contingent Liabilities and Contingent Assets	x		
PAS 38	Intangible Assets	x		
PAS 39	Financial Instruments: Recognition and Measurement	x		
	Amendments to PAS 39: Transition and Initial Recognition of Financial Assets and Financial Liabilities	x		
	Amendments to PAS 39: Cash Flow Hedge Accounting of Forecast Intragroup Transactions			x
	Amendments to PAS 39: The Fair Value Option	x		
	Amendments to PAS 39 and PFRS 4: Financial Guarantee Contracts			x
	Amendments to PAS 39 and PFRS 7: Reclassification of Financial Assets - Effective Date and Transition	x		
	Amendments to Philippine Interpretation IFRIC-9 and PAS 39: Embedded Derivatives			x
	Amendment to PAS 39: Eligible Hedged Items			x
	Amendment to PAS 39: Hedge Accounting			x
	Amendment to PAS 39: Novation of Derivatives and Continuation of Hedge Accounting			x
PAS 40	Investment Property	x		
PAS 41	Agriculture			x
	Amendments to PAS 41: Agriculture - Bearer Plants		Not early adopted	

#### Philippine Interpretations

Philippine Interpretations		Adopted	Not adopted	Not applicable
IFRIC 1	Changes In Existing Decommissioning, Restoration and Similar Liabilities			x
IFRIC 2	Member's Share in Co-operative entities and Similar Instruments			x
IFRIC 4	Determining Whether An Arrangement Contains a Lease			x
IFRIC 5	Rights to Interests Arising from Decommissioning, Restoration and Environmental Rehabilitation Funds			x
IFRIC 6	Liabilities Arising from Participating in a Specific Market-Waste Electrical and Electronic Component			x
IFRIC 7	Applying the Restatement Approach under PAS 29 Financial Reporting under Hyperinflationary Economies			x
IFRIC 8	Scope of PFRS 2			x
IFRIC 9	Reassessment of Embedded Derivatives			x
	Amendments to Philippine Interpretations IFRIC-9 and PAS 39: Embedded Derivatives			x
IFRIC 10	Interim Financial Reporting and Impairment			x
IFRIC 11	PFRS 2 - Group and Treasury Share Transactions			x
IFRIC 12	Service Concession Arrangements			x
IFRIC 13	Customer Loyalty Programmes			x
IFRIC 14	The Limit on a Defined Benefit Asset, Minimum Funding Requirement and Their Interaction			x
	Amendments to Philippine Interpretations IFRIC-14, Prepayments of a Minimum Funding Requirement			x
IFRIC 15	Agreements for Construction of Real Estate	Not early adopted		
IFRIC 16	Hedges of a Net Investment in Foreign Operation			x
IFRIC 17	Distribution of Non Cash Assets to Owners			x
IFRIC 18	Transfers of Assets from Customers			x
IFRIC 19	Extinguishing Financial Liabilities with Equity Instruments			x
IFRIC 20	Stripping Costs in the Production Phase of a Surface Mine			x
IFRIC 21	Levies			x
SIC - 7	Introduction of the Euro			x
SIC - 10	Government Assistance - No specific relation to Operating Activities			x
SIC - 12	Consolidation - Special purpose entities			x
	Amendment to SIC - 12: Scope of SIC - 12			x
SIC - 13	Jointly Controlled Entities - Non Monetary Contributions by Venturers			x
SIC - 15	Operating Leases - Incentives	x		

PHILIPPINE FINANCIAL REPORTING AND STANDARDS AND Effective as of December 31, 2015		Adopted	Not adopted	Not applicable
SIC - 25	Income Taxes - Changes in the Tax Status of an Entity or its Shareholders	x		
SIC - 27	Evaluating the Substance of Transactions Involving the Legal form of a	x		
SIC - 29	Service Concession Arrangements - Disclosures			x
SIC - 31	Revenue - Barter Transactions Involving Advertising Services			x
SIC - 32	Intangible Assets - Web Site Costs			x


**Transpacific Broadband Group International, Inc.**  
**Schedule II - Financial Soundness**  
**Pursuant to SRC Rule 68, As Amended**

	2015	2014
<b>A. Current/liquidity ratios</b>		
Current ratio	2.82	33.46
Quick ratio	2.51	31.17
Cash ratio	0.20	13.69
<b>B. Solvency ratio/Debt-to-equity ratio</b>		
Solvency ratio	39.86	5.84
Debt ratio	0.03	0.17
Debt-to-Equity ratio	0.03	0.21
<b>C. Asset-to-Equity ratios</b>	1.03	1.21
<b>D. Interest rate coverage ratio</b>	9.89	(44.96)
<b>E. Profitability ratios</b>		
Net profit margin analysis	3.42%	-19.54%
Gross profit margin analysis	11.37%	4.84%
Return on assets	0.36%	-2.06%
Return on equity	0.40%	-2.29%
Return on capital employed	0.36%	-2.06%

**Transpacific Broadband Group International, Inc.**  
**Schedule III - Retained Earnings Available for Dividend Declaration**  
**December 31, 2015**

<b>Retained Earnings as at December 31, 2014</b>		P 38,718,482
<b>Adjustments:</b>		<u>(559,533)</u>
<b>Retained Earnings as at December 31, 2014, as adjusted</b>		38,158,949
<b>Net income during the period closed to Retained Earnings</b>	<u>1,216,143</u>	
Less: Non-actual/unrealized income net of tax	-	
Equity in net income of associate/joint venture	-	
Unrealized foreign exchange gain - net (except those attributable to cash and cash equivalents)	161,185	
Unrealized actuarial gain	-	
Fair value adjustment (mark-to-market gains)	-	
Fair value adjustment of investment property resulting to gain	-	
Recognized deferred tax asset that increased the net income	4,905	
Adjustment due to deviation from PFRS/GAAP - gain	-	
Other unrealized gains or adjustments to the retained earnings as a result of certain transactions accounted for under PFRS	-	
<b>Subtotal</b>	<u>166,090</u>	
Add: Non-actual losses	-	
Depreciation on revaluation increment (after tax)	1,075,684	
Unrealized actuarial loss	-	
Fair value adjustment (mark-to-market losses)	-	
Adjustment due to deviation from PFRS/GAAP - loss	-	
Loss on fair value adjustment of investment property (after tax)	-	
<b>Subtotal</b>	<u>1,075,684</u>	
<b>Net income actually earned during the period</b>		<u>2,125,737</u>
Add(less):		
Dividend declarations during the period	-	
Appropriations of retained earnings during the year	-	
Reversals of appropriations	-	
Deemed cost adjustment on investment property	-	
Treasury shares	-	
<b>Subtotal</b>	<u>-</u>	
<b>Retained Earnings as at December 31, 2015</b>		<u><u>P 40,284,687</u></u>

**Transpacific Broadband Group International, Inc.**  
**Schedule IV - A map showing the relationship between and among the Company**  
**and its ultimate Parent Company, subsidiaries and associates**  
**Pursuant to Rule 68 as Amended**  
**December 31, 2015**





Transpacific Broadband Group International, Inc.  
Schedule A - Marketable Securities  
December 31, 2015

Name of Issuing entity and association of each issue	Number of share or principal amount of bonds and notes	Amount shown in the balance sheet	Valued based on market quotation at balance	Income received and accrued
None to report				



Transpacific Broadband Group International, Inc.  
 Schedule B: Amounts Receivable from Directors, Officers, Employees, Related Parties and  
 Principal Stockholders (other than related parties)  
 December 31, 2015

Name and designation of Debtor	Balance at beginning of period	Additions	Amounts collected/ liquidated	Amounts written off	Current	Non current	Balance at end of period
HRH Prince Abdul Aziz - Director *	14,812,844	249,664	9,732,750	-	-	5,329,758	5,329,758
ATN Holdings Inc. - Related Party	1,062,074	-	1,062,074	-	-	-	-
ATN Philippines Solar Energy Group, Inc. - Related party	-	1,524,016	1,500,000	-	-	24,016	24,016
Palladian Land Development Inc. - Related Party	3,538,038	2,625,445	5,253,000	-	-	910,483	910,483
	P 19,412,956	P 4,399,125	P 17,547,824	P -	P -	P 6,264,257	P 6,264,257

\* - additions represent unrealized foreign exchange gain

Transpacific Broadband Group International, Inc.  
 Schedule C: Amounts Receivable from Related Parties which are eliminated during  
 the consolidation of financial statements  
 December 31, 2015

Name and Designation of Debtor	Balance at the beginning of the period	Additions	Amount collected	Amounts written off	Current	Non-Current	Balance at end of period
None to report							

Transpacific Broadband Group International, Inc.  
 Schedule D: Intangible Assets- Other assets  
 December 31, 2015

Description	Beginning Balance	Additions at Cost	Charged to cost and expenses	Charged to other accounts	Other charges additions (deductions)	Ending Balance
Franchise	P 5,542,405	P -	P 600,000	P -	P -	P 4,942,405

**Transpacific Broadband Group International, Inc.**  
**Schedule E: Long Term Debt**  
**December 31, 2015**

Title issue and type of obligation	Amount authorized by indenture	Amount shown under current portion of long term debt in related balance sheet	Amount shown under caption "Long term Debt" in the balance sheet
China Banking Corporation	\$ 118,000.00	P 5,565,588	P -

**Transpacific Broadband Group International, Inc.**  
**Schedule F: Indebtedness to related parties**  
**(Long-Term Loans from Related Parties)**  
**December 31, 2015**

Name of related party	Balance at beginning of period	Balance at end of period
None to report		

**Transpacific Broadband Group International, Inc.**  
**Schedule G: Guarantee securities of other issuers**  
**December 31, 2015**

Name of issuing entity of securities guaranteed by the company for which this statement is filed	Title of issue of each class of securities guaranteed	Total amount guaranteed and outstanding	Amount owned by a person for which statement is filed	Nature of guarantee
None to report				

**Transpacific Broadband Group International, Inc.**  
**Schedule H: Share Capital**  
**December 31, 2015**

Title of issue	Number of Shares Authorized	Number of shares Issued and Outstanding as Shown Under Related Balance Sheet Caption	Number of Shares Reserved for Options Warrants, Conversion and Other Rights	Number of shares held by affiliates	Directors, Officers and Employees	Others
Share Capital	380,000,000	222,019,330	40,000,000	20,000,000	18,048,037	183,533,493